

WHOLESALE

**EQUITY INVESTMENT
SOLUTIONS**

Product Disclosure Statement

This Product Disclosure Statement is only for use by investors investing through a master trust, IDPS or wrap account.

Dated 11 June 2019

Issued by Colonial First State Investments Limited
ABN 98 002 348 352 AFS Licence 232468

Contents

About the funds	3
Risks of investing	5
Investment information	9
Fees and other costs	14
Additional information	19

This is a Product Disclosure Statement (PDS) for the Colonial First State Wholesale Equity Investment Solutions. Refer to page 25 for full registered fund names.

If any part of the PDS (such as a term or condition) is invalid or unenforceable under the law, it is excluded so that it does not in any way affect the validity or enforceability of the remaining parts.

Investments in Colonial first State Wholesale Equity Investment Solutions, (referred to collectively in this PDS as 'the funds'), listed on page 25 are offered by Colonial First State Investments Limited ABN 98 002 348 352 AFS Licence 232468.

Colonial First State Investments Limited or its licenced related entities to which it has delegated investment management or administration functions in relation to this product are referred to in this as 'Colonial First State', 'the responsible entity', 'we', 'our' or 'us'. Colonial First State Investments Limited is the responsible entity of the funds identified in this PDS and a subsidiary of Commonwealth Bank of Australia ABN 48 123 123 124 AFS Licence 234945 ('the Bank').

The issue of the PDS is authorised solely by Colonial First State. Apart from Colonial First State, neither the Bank nor any of its subsidiaries are responsible for any statement or information contained within the PDS.

The Bank and its subsidiaries do not guarantee the performance of the funds or the repayment of capital by the funds. Investments in the funds are not deposits or other liabilities of the Bank or its subsidiaries, and investment-type products are subject to investment risk, including loss of income and capital invested.

The responsible entity may change any of the terms and conditions contained or referred to in the PDS, subject to compliance with the Constitution and laws and, where a change is material, the responsible entity will notify you in writing within the timeframes provided for in the relevant legislation.

Information contained in this PDS which is not materially adverse information that is subject to change from time to time, may be updated via our website and can be found at any time by visiting colonialfirststate.com.au. A paper copy of any updated information is available free of charge on request by contacting us on 13 13 36.

You should note that unless the fund is suspended, restricted or unavailable you may withdraw from the fund in accordance with our normal processes.

The investment managers of the funds available have given, and not withdrawn, their consent to be referenced in this PDS in the form and context in which they are included. The investment managers are acting as investment managers only for the relevant funds. They are not issuing, selling, guaranteeing, underwriting or performing any other function in relation to the funds.

If you are printing an electronic copy of this PDS, you must print all pages. If you make this PDS available to another person, you must give

The name and contact details of the Responsible Entity are:

Colonial First State Investments Limited
11 Harbour Street, Sydney NSW 2000
Telephone: 13 13 36
Facsimile: (02) 9303 3200
Email: contactus@colonialfirststate.com.au

What is an IDPS?

The term IDPS stands for 'investor directed portfolio service'.

An IDPS is a generic term for an investment and reporting service operated by a master trust or wrap account operator. People who invest through an IDPS are indirect investors.

What happens when I invest through a master trust, IDPS or wrap account?

When you invest via a master trust, IDPS or wrap account you are investing indirectly in this fund and as such you do not become a unitholder in the fund. It is the master trust, IDPS or wrap account operator (IDPS operator) that is the unitholder and the term 'unitholder' as used in this PDS refers to those entities. You will not receive reports or other documentation from Colonial First State in respect of this fund. Instead, these will be provided to you by your IDPS operator, who is the unitholder. Issues relating to your investment in this fund should be directed through your IDPS operator.

them the entire electronic file or printout. A paper copy of this PDS (and any supplementary documents) can also be obtained free of charge on request by calling Investor Services on 13 13 36 or by contacting your financial adviser. If you are investing via an IDPS operator you should direct any issues relating to your investment in the funds to your IDPS operator.

Colonial First State reserves the right to outsource any or all of its investment management functions, including to related parties, without notice to investors. Colonial First State may add, close or terminate a fund, or add, change or remove an investment manager of a fund or amend an investment allocation. Any change would be considered in light of the potential negative or positive impact on investors. We will notify existing investors in affected funds of any material change as soon as practicable.

The offer made in the PDS is available only to persons receiving this PDS within Australia. The offer may, at the discretion of Colonial First State, be made in New Zealand at a later date during the term of this PDS. If Colonial First State elects to make the offer in New Zealand, it will be available only to persons who have received the relevant offer document in New Zealand and have completed the application form attached to that relevant offer document to make their initial investment. The offer will only be made in accordance with the terms of the trans-Tasman mutual recognition scheme which allows Colonial First State to make the offer in New Zealand.

Taxation considerations are general and based on present taxation laws, rulings and their interpretation as at 14 May 2019 and may be subject to change. You should seek professional tax advice on your situation before making any decision based on this information.

Colonial First State is also not a registered tax (financial) adviser under the Tax Agent Services Act 2009, and you should seek tax advice from a registered tax agent or a registered tax (financial) adviser if you intend to rely on this information to satisfy the liabilities or obligations or claim entitlements that arise, or could arise, under a taxation law.

The information provided in the PDS is general information only and does not take account of your individual objectives, financial or taxation situation or needs. You should consider obtaining financial advice relevant to your personal circumstances before investing.

Colonial First State can at any time remove an adviser or refuse to record or deal with an adviser nominated on your account.

All monetary amounts referred to in the PDS are, unless specifically identified to the contrary, references to Australian dollars.

FirstChoice and FirstNet are trademarks of Colonial First State Investments Limited.

About the funds

When you invest in one of the Colonial First State Wholesale Equity Investment Solutions, your money is combined with other investors' money in a managed investment scheme. Each fund is a separate managed investment scheme.

What is a managed fund?

A managed fund pools the money of many individual investors. This money is then professionally managed according to the investment objective of each fund. By investing in a managed fund and pooling your money with other investors, you can take advantage of investment opportunities that you may not be able to access as an individual investor.

When you invest in a managed fund, you are allocated a number of 'units' based on the entry unit price at the time you invest. Your units represent the value of your investment, which will change over time as the market value of the assets in the fund rises or falls.

Who are the parties involved?

Colonial First State Investments Limited is the responsible entity for each of the funds identified in this IDPS.

We have appointed Wellington Management Australia Pty Ltd (Wellington Management) as investment manager for the Wholesale Global Health & Biotechnology Fund and Wholesale Global Technology & Communications Fund. See below for more information on Wellington Management.

We have appointed Colonial First State Asset Management (Australia) Limited ('Colonial First State Global Asset Management') as investment manager for each of the other funds.

We have investment management agreements in place with each of Wellington Management and Colonial First State Global Asset Management as part of our arrangements to outsource investment management of each of the funds. The agreements set out how the managers should invest the money and may specify an appropriate benchmark, acceptable investments and investment ranges for investment management.

Appointed investment managers are subject to initial and ongoing reviews to ensure they can meet their obligations under the investment management agreement. They are required to certify and report to us on certain obligations under the investment management agreement. We also monitor the performance of the investment manager.

Wellington Management Australia Pty Ltd

Colonial First State has appointed Wellington Management Australia Pty Ltd as the investment manager for the Global Health & Biotechnology Fund and the Global Technology & Communications Fund. Wellington Management Australia Pty Ltd is a member of the Wellington Management group, a global asset manager ("Wellington Management").

With approximately \$1,503 billion in client assets under management (30 September 2018), Wellington Management serves as a trusted adviser and strategic partner to more than 2,150 institutional clients located in over 65 countries. Wellington Management's expertise is in investments –

from global equities and fixed income to currencies and commodities. The firm likes to describe itself as a community of teams that create solutions designed to respond to specific client needs. Wellington Management's most distinctive strength is its proprietary, independent research, which is shared across all areas of the organisation and used for managing its clients' portfolios. An independent structure and collegial culture are two of the main reasons investment professionals join Wellington Management – and stay for their entire careers.

Wellington Management's investment approach

The firm's investment teams seek to add value by employing a bottom-up stock selection approach. They seek to establish an appropriate value for a company based on current positioning and future outlook, and then compare that valuation to the company's current share price. In doing this, the investment teams consider the overall environment and assess factors such as supply and demand characteristics, secular trends, competitive positioning, existing product evaluations, and new product developments.

Wellington Management's investment teams have extensive knowledge of, and experience within, all industry sectors. This industry knowledge and experience provides them with a unique perspective and enables them to develop a high level of conviction in company analysis and security selection.

In particular the firm's investment teams seek to accurately assess a company's position within its own lifecycle and to formulate profitable non-consensus investment ideas.

Colonial First State Global Asset Management

Colonial First State Global Asset Management (CFSGAM) is committed to delivering quality investment solutions that enhance the wealth of their investors. The business provides asset and investment management services to institutional and wholesale investors, as well as indirectly to retail investors.

CFSGAM is one of the largest Australian-based investment managers, with a growing presence in selected international markets. Its specialist investment teams manage portfolios across a diverse range of global markets, investment styles and asset classes, including Australian equities, global equities, global emerging market equities, global property securities, global listed infrastructure securities, global fixed interest and credit, emerging market debt and short-term investments. In addition, they have a direct asset management business that offers investors specialist infrastructure investments.

CFSGAM's approach to investment is driven by a commitment to providing the best possible outcomes over the long term for investors. To achieve this, CFSGAM ensures its interests are aligned with its investors.

What are the benefits of the funds?

Investing in one of the funds allows you to take advantage of a team of investment professionals helping to make the most of your money.

Professional investment management

Our investment professionals are among the leaders in their field who follow a disciplined investment process using a combination of investment experience, expertise and sophisticated research.

Award winning service

We are committed to delivering superior client service and administration which has been recognised through many industry awards.

Where can I obtain the latest information about the funds?

It is important that you keep up-to-date with the latest information on the funds.

Information that is not materially adverse is updated from time to time. This includes information on the funds, its performance and historical unit prices.

To obtain this information, you should contact your IDPS operator.

INVESTMENT FUNDS (Marketing names below, for full registered fund names see page 25.)

Lower Volatility Share	Australian share	Australian share – small companies	Global share	Australian property securities	Global property and infrastructure securities	Geared
Wholesale Equity Income Fund	Wholesale Australian Share Fund	Wholesale Developing Companies Fund	Stewart Investors Wholesale Worldwide Leaders Fund	Wholesale Property Securities Fund	Wholesale Global Property Securities Fund	Wholesale Geared Global Property Securities Fund
	Wholesale Concentrated Australian Share Fund	Wholesale Australian Small Companies Fund	Wholesale Global Health & Biotechnology Fund		Wholesale Global Listed Infrastructure Securities Fund	Wholesale Geared Share Fund
	Wholesale Imputation Fund		Wholesale Global Technology & Communications Fund			

Risks of investing

What is risk?

Understanding investment risk is the key to successfully developing your investment strategy. Before you consider your investment strategy, it is important to understand that:

- all investments are subject to risk
- there may be loss of principal, capital or earnings
- different strategies carry different levels of risk depending on the assets that make up the strategy, and
- assets with the highest long-term returns may also carry the highest level of short-term risk.

When considering your investment, it is important to understand that:

- the value of investment funds will go up and down
- returns are not guaranteed
- you may lose money
- previous returns don't predict future performance
- laws affecting investment may change
- your level of risk appetite will vary depending on your age, investment timeframe, where other parts of your money are invested and how comfortable you are with the possibility of losing some of your investment in some years.

Different investments perform differently over time.

Investments that have provided higher returns over the longer term have also tended to produce a wider range of returns. These investments are generally described as more risky, as there is a higher chance of losing money, but they can also give you a better chance of achieving your long-term objectives. Investments that have provided more stable returns are considered less risky, but they may not provide sufficient long-term returns for you to achieve your long-term goals. Selecting the investments that best match your investment needs and timeframe is crucial in managing this risk.

Your adviser can help you understand investment risk and design an investment strategy that is right for you.

General risks for all funds

The main risks which typically affect your investments are:

Market risk

Investment returns are influenced by the performance of the market as a whole. This means that your investments can be affected by things like changes in interest rates, investor sentiment and global events, depending on which markets or asset classes you invest in and the timeframe you are considering.

Security and investment-specific risk

Within each asset class and each fund, individual securities like mortgages, shares, fixed interest securities or hybrid securities can be affected by risks that are specific to that investment or that security. For example, the value of a company's shares can be influenced by changes in company management, its business environment or profitability. These risks can also impact on the company's ability to repay its debt.

Management risk

Each fund in the IDPS has an investment manager to manage your investments on your behalf. There is a risk that the investment manager will not perform to expectation.

Liquidity risk

Liquidity risk refers to the difficulty in selling an asset for cash quickly without an adverse impact on the price received. Assets such as shares in large listed companies are generally considered liquid, while 'real' assets such as direct property and infrastructure are generally considered illiquid. Under abnormal or difficult market conditions, some normally liquid assets may become illiquid, restricting our ability to sell them and to make withdrawal payments for investors without a potentially significant delay.

Counterparty risk

This is the risk that a party to a transaction such as a swap, foreign currency forward or stock lending fails to meet its obligations such as delivering a borrowed security or settling obligations under a financial contract.

Legal, regulatory and foreign investment risk

This is the risk that any change in taxation, corporate or other relevant laws, regulations or rules may adversely affect your investment.

In particular, for funds investing in assets outside Australia, your investment may also be adversely impacted by changes in broader economic, social or political factors, regulatory change and legal risks applicable to where the investment is made or regulated, including differing insolvency regimes.

Environmental, social and governance (ESG) and climate risk

The value of individual securities may be influenced by environmental, social and governance factors. These factors include the potential impact that climate change and global warming may have on the valuation of a security. For example, a company's revenue may be reduced due to weather events and this may then reduce the value of the company's shares.

Distribution risk

In some circumstances, the frequency or rate of distribution payments may vary or you may not receive a distribution. This is more likely to occur when a fund employs extensive currency hedging or uses derivatives.

Fund-specific risks

Typical fund-specific risks are described below.

Currency risk

Investments in global markets or securities which are denominated in foreign currencies give rise to foreign currency exposure. This means that the value of these investments will vary depending on changes in the exchange rate. Funds which have significant currency risks adopt different currency management strategies. These strategies may include currency hedging, which involves reducing or aiming to remove the impact of currency movements on the value of the investment.

Information on the currency management strategy for each fund with a significant currency risk is set out in that fund's description on pages 9 to 13.

Because different funds have different currency management strategies, you should consult your financial adviser on the best approach for you.

Additional important information about currency risk is provided on page 20.

Derivatives risk

Derivatives are contracts between two parties that usually derive their value from the price of a physical asset or market index. They can be used to manage certain risks in investment portfolios or as part of an investment strategy. However, they can also increase other risks in a portfolio or expose a portfolio to additional risks. Risks include: the possibility that the derivative position is difficult or costly to reverse; that there is an adverse movement in the asset or index underlying the derivative; or that the parties do not perform their obligations under the contract.

In general, investment managers may use derivatives to:

- protect against changes in the market value of existing investments
- achieve a desired investment position without buying or selling the underlying asset
- manage actual or anticipated interest rate and credit risk
- alter the risk profile of the portfolio or the various investment positions
- manage currency risk.

Derivatives may be used in a fund to provide leverage and may result in the effective exposure to a particular asset, asset class or combination of asset classes exceeding the value of the portfolio. The effect of using derivatives to provide leverage may not only result in capital losses but also an increase in the volatility and magnitude of the returns (both positive and negative) for the fund.

As financial instruments, derivatives are valued regularly, and movements in the value of the underlying asset or index should be reflected in the value of the derivative. The funds in the IDPS may use derivatives, such as futures, options, forward currency contracts and swaps, and are outlined in the strategy of each fund.

Credit risk

Credit risk refers to the risk that a party to a credit transaction fails to meet its obligations, such as defaulting under a mortgage, a mortgage-backed security, a hybrid security, a fixed interest security or a derivative contract. This creates an exposure to underlying borrowers and the financial condition of issuers of these securities.

Emerging markets risk

Due to the nature of the investments in emerging markets, there is an increased risk that the political and/or legal framework may change and adversely impact your investments. This could include the ability to sell assets. Funds that invest in global markets may have exposure to emerging markets.

For additional information on emerging markets risk, refer to page 20.

Gearing risk

Some of the funds in the IDPS use gearing.

Gearing means the fund borrows so that it can invest more to increase potential gains. Gearing can magnify gains and always magnifies losses from the fund's investments.

For a fund geared at 50%, if the market rise is less than the fund's borrowing and management costs, then it is unlikely that the geared fund will outperform an equivalent ungeared portfolio. Consequently, a geared fund will not always magnify market gains (particularly in a low return environment), but it will always magnify market losses.

In extreme market conditions, such as a rapid fall of over 40% you may lose all your capital.

We suggest you consult a financial adviser regarding the impact of these investments on your overall portfolio.

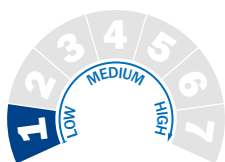
Additional important information about gearing risk is provided on page 20.

Are there any other risks you should be aware of?

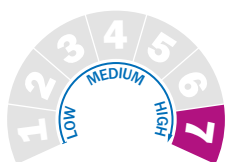
When investing, there is the possibility that your investment goals will not be met. This can happen because of the risks discussed previously. It can also happen if your chosen investment strategy is not aligned to your objectives and timeframes.

Understanding the main asset classes

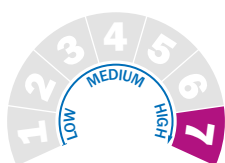
Cash generally refers to investments in bank bills, money market and similar securities which have a short investment timeframe. Cash investments generally provide a stable return, with low potential for capital loss.



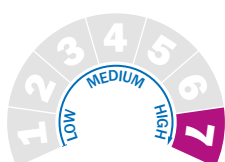
Property¹ generally involves buying a property directly or investing in property securities. Property securities do not involve buying a property directly. Instead, they can provide an indirect exposure to property and generally represent a part ownership of a company or an entitlement to the assets of a trust. The company or trust may hold, manage or develop property in sectors such as office, industrial and retail. Property securities are generally listed on a stock exchange and are bought and sold like shares.



Infrastructure² refers to the physical assets required for a business or country to operate, including transportation, communication and utilities (eg water, sewage and electricity). It may also include 'social infrastructure' such as prisons, hospitals and public housing. Infrastructure investments typically have; high upfront capital requirements, low ongoing operating costs and relatively predictable cash flows and operational risks. Infrastructure securities are securities listed on a stock exchange that predominantly own infrastructure assets.



Shares represent a part ownership of a company and are generally bought and sold on a stock exchange. Shares are generally considered to be more risky than the other asset classes because their value tends to fluctuate more than that of other asset classes. However, over the longer term they have tended to outperform the other asset classes.



How should you determine your investment timeframe?

Investment professionals will have differing views about the minimum investment timeframe you should hold various investments, and your own personal circumstances will also affect your decision. We have suggested a minimum investment timeframe, however, you should regularly review your investment decision because your investment needs to market conditions may change over time. Our minimum suggested timeframe should not be considered personal advice.

Standard risk measure

We have adopted the Standard Risk Measure (SRM), which is based on industry guidance, to allow investors to compare investment funds that are expected to deliver a similar number of negative annual returns over any 20-year period (as outlined in the opposite table). The SRM for each fund is also a measure of the risk objective of the fund. It is a measure of the expected variability of the return of the fund.

The SRM is not a complete assessment of all forms of investment risk; for instance, it does not detail what the size of a negative return could be or the potential for a positive return to be less than an investor may require to meet their objectives. Further, it does not take into account the impact of administration fees and tax on the likelihood of a negative return.

Investors should still ensure that they are comfortable with the risks and potential losses associated with their chosen investment fund(s). The SRM should not be considered personal advice. Investors should regularly review their investment decision with their financial adviser.

Risk-measure categories

Below is a table that outlines our labelling of risk measures and categories.

Risk band	Risk label	Estimated number of negative annual returns over any 20-year period
1	Very low	Less than 0.5
2	Low	0.5 to less than 1
3	Low to Medium	1 to less than 2
4	Medium	2 to less than 3
5	Medium to High	3 to less than 4
6	High	4 to less than 6
7	Very High	6 or greater

1 If a fund invests in property or property securities it is detailed in the strategy or allocation of the fund.

2 If a fund invests in infrastructure or infrastructure securities it is detailed in the strategy or allocation of the fund.

A guide to your investment risk profile


The main risks which can typically affect your investment in a fund are outlined on pages 5 to 6. In addition to the general risks (ie market risk, security and investment-specific risk, management risk, liquidity risk, counterparty risk, legal, regulatory and foreign investment risk, environmental, social and governance (ESG) and climate risk and distribution risk) further fund-specific risks are described. The table below identifies funds that typically have exposure to these fund-specific risks. Please note that the table is not exhaustive and is a reference guide only. The relative importance of a risk to a particular fund and whether or not a fund-specific risk is applicable may differ from the table below and change from time to time. Funds can have exposure to a fund-specific risk at or after the date of this issue, and this may not be reflected in the table. Further details on fund-specific risks are contained on pages 6 to 6 and pages 20 and 21.

Fund name	Currency risk	Derivatives risk	Credit risk	Gearing risk	Emerging markets risk
LOWER VOLATILITY SHARE					
Wholesale Equity Income Fund		●	●		
AUSTRALIAN SHARE					
Wholesale Australian Share Fund					
Wholesale Concentrated Australian Share Fund					
Wholesale Imputation Fund					
AUSTRALIAN SHARE – SMALL COMPANIES					
Wholesale Developing Companies Fund					
Wholesale Australian Small Companies Fund					
GLOBAL SHARE					
Stewart Investors Wholesale Worldwide Leaders Fund	●				●
Wholesale Global Health & Biotechnology Fund	●				
Wholesale Global Technology & Communications Fund	●				
AUSTRALIAN PROPERTY AND INFRASTRUCTURE SECURITIES					
Wholesale Property Securities Fund					
GLOBAL PROPERTY AND INFRASTRUCTURE SECURITIES					
Wholesale Global Property Securities Fund	●				●
Wholesale Global Listed Infrastructure Securities Fund	●				●
GEARED					
Wholesale Geared Global Property Securities Fund	●			●	●
Wholesale Geared Share Fund				●	

Investment information


Wholesale Equity Income Fund

LOWER VOLATILITY SHARE

<p>Objective</p> <p>To provide a total return comprised of regular income, franking credits and some capital growth from Australian shares over the long term, delivered with consistently lower volatility than the S&P/ASX 100 Accumulation Index. The fund aims to deliver risk-adjusted returns that exceed the S&P/ASX 100 Accumulation Index before fees and taxes over a full market cycle.</p>	<p>Strategy</p> <p>The fund's returns are generated from a number of sources, including dividends, franking credits and capital returns from Australian shares, as well as option premium income. The fund uses derivatives to modify the return profile of its Australian share holdings. The use of equity options in conjunction with Australian shares is expected to result in a greater proportion of the total return delivered as income and reduced volatility in returns. In the selection of Australian shares, investment opportunities are identified by detailed fundamental research, including a high number of company visits and utilising a proprietary database to analyse company financials. The fund predominantly invests in Australian dollar denominated securities and therefore does not hedge currency risk.</p>
<p>Minimum suggested timeframe</p> <p>At least 7 years</p>	<p>Allocation</p> <p>0% ————— Range ————— 100%</p> <p>0-100% Benchmark</p> <p>0-100% 100% Australian shares²</p> <p>0% Cash and futures²</p>
<p>Risk</p> 	<p>2 The ranges reflect the fund's effective exposure (ie after taking derivatives into account).</p>

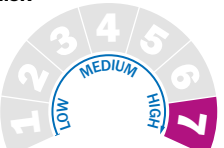
Wholesale Australian Share Fund

AUSTRALIAN SHARE

<p>Objective</p> <p>To provide long-term capital growth with some income by investing in a broad selection of Australian companies. The fund aims to outperform the S&P/ASX 300 Accumulation Index over rolling three-year periods before fees and taxes.</p>	<p>Strategy</p> <p>The fund's strategy is based on the belief that, over the medium-to-long term, stock prices are driven by the ability of management to generate excess returns over their cost of capital in their chosen industry. The fund generally invests in high quality companies with strong balance sheets and earnings. The fund predominantly invests in Australian companies and therefore does not hedge currency risk.</p>
<p>Minimum suggested timeframe</p> <p>At least 7 years</p>	<p>Allocation</p> <p>0% ————— Range ————— 100%</p> <p>90-100% Benchmark</p> <p>0-10% 100% Australian shares</p> <p>0% Cash</p>
<p>Risk</p> 	


Wholesale Concentrated Australian Share Fund

AUSTRALIAN SHARE

<p>Objective</p> <p>To provide long-term capital growth by investing in a concentrated portfolio of 15-25 stocks. The fund aims to outperform the S&P/ASX 200 Accumulation Index over rolling three-year periods before fees and taxes.</p>	<p>Strategy</p> <p>The fund's strategy is based on the belief that over the medium-to-long term, stock prices are driven by the ability of management to generate excess returns over their cost of capital in their chosen industry. The fund generally invests in high quality companies with strong balance sheets and earnings in the S&P/ASX 200 Accumulation Index. The fund predominantly invests in Australian companies and therefore does not hedge currency risk.</p>
<p>Minimum suggested timeframe</p> <p>At least 7 years</p>	<p>Allocation</p> <p>0% ————— Range ————— 100%</p> <p>90-100% Benchmark</p> <p>0-10% 100% Australian shares</p> <p>0% Cash</p>
<p>Risk</p> 	

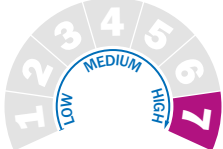
Wholesale Imputation Fund

AUSTRALIAN SHARE

<p>Objective</p> <p>To combine long-term capital growth with tax-effective income by targeting Australian growth companies with a high level of franked dividends. The fund aims to outperform the S&P/ASX 300 Accumulation Index over rolling three-year periods before fees and taxes.</p>	<p>Strategy</p> <p>The fund's strategy has an emphasis on companies that provide long term capital growth and growing dividends with tax-effective income. The strategy is based on the belief that, over the medium-to-long term, stock prices are driven by the ability of management to generate excess returns over their cost of capital in their chosen industry. The fund generally invests in high quality companies with strong balance sheets and earnings. The fund predominantly invests in Australian companies and therefore does not hedge currency risk.</p>
<p>Minimum suggested timeframe</p> <p>At least 7 years</p>	<p>Allocation</p> <p>0% ————— Range ————— 100%</p> <p>90-100%</p> <p>0-10%</p> <p>Benchmark</p> <p>100% Australian shares</p> <p>0% Cash</p>
<p>Risk</p> 	


Wholesale Developing Companies Fund

AUSTRALIAN SHARE – SMALL COMPANIES

<p>Objective</p> <p>To provide long-term capital growth that exceeds the S&P/ASX Small Ordinaries Accumulation 201–300 Index over rolling three-year periods before fees and taxes.</p>	<p>Strategy</p> <p>Colonial First State's growth approach is based on the belief that, over the medium-to-long term, share prices are driven by growth in a company's earnings, despite the existence of sentiment which can lead to short-term price volatility. The strategy of the fund is therefore to invest primarily in a portfolio of Australian companies with a market capitalisation or free float of generally less than \$200 million at the time of initial investment, with strong balance sheets, whose earnings are expected to grow at a greater rate than the Australian economy as a whole. The fund predominantly invests in Australian companies and therefore does not hedge currency risk.</p>
<p>Minimum suggested timeframe</p> <p>At least 7 years</p>	<p>Allocation</p> <p>0% ————— Range ————— 100%</p> <p>90-100%</p> <p>0-10%</p> <p>Benchmark</p> <p>100% Australian shares</p> <p>0% Cash</p>
<p>Risk</p> 	

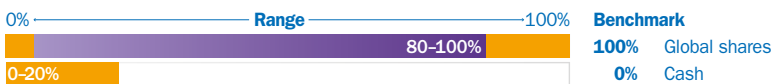
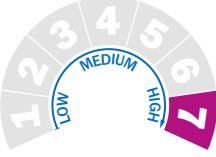
Wholesale Australian Small Companies Fund

AUSTRALIAN SHARE – SMALL COMPANIES

<p>Objective</p> <p>To provide long-term capital growth by investing predominantly in small Australian companies. The fund aims to outperform the S&P/ASX Small Ordinaries Accumulation Index over rolling three-year periods before fees and taxes.</p>	<p>Strategy</p> <p>The fund's strategy is to favour companies with sustainable competitive advantages, strong financials, quality management and predictable earnings. By investing in these companies the fund aims to deliver superior returns over the longer term. The fund predominantly invests in Australian companies and therefore does not hedge currency risk.</p>
<p>Minimum suggested timeframe</p> <p>At least 7 years</p>	<p>Allocation¹</p> <p>0% ————— Range ————— 100%</p> <p>90-100%</p> <p>0-10%</p> <p>Benchmark</p> <p>100% Australian shares</p> <p>0% Cash</p>
<p>Risk</p> 	<p>¹ A reference to Australian shares or companies may include, for example, units in trusts listed on the Australian Securities Exchange (ASX) and/or investments in companies listed on an overseas stock exchange if they are also listed on the ASX. The fund may have a small exposure to shares listed solely on the New Zealand Stock Exchange in its Australian share exposure. The fund may also purchase unlisted securities on the basis that the securities will list in the future.</p>


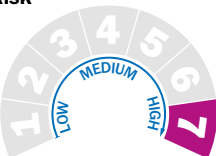
Stewart Investors Wholesale Worldwide Leaders Fund

GLOBAL SHARE

<p>Objective</p> <p>To provide long-term capital growth that exceeds the MSCI All Country World Index over rolling five-year periods before fees and taxes.</p>	<p>Strategy</p> <p>The fund's strategy is to invest in a diverse portfolio of securities primarily of larger companies (typically a market capitalisation of over US\$3 billion) which are listed, traded or dealt in on any of the regulated markets worldwide. The fund is not managed to a benchmark meaning that the underlying holdings are owned on their merits regardless of their membership of or weighting in an index. Country and sector weightings are therefore a result of the companies owned and are not influenced by the benchmark. The fund may own companies listed in any developed or emerging market. Particular consideration is given to investment in companies that are positioned to benefit from, and contribute to, the sustainable development of the countries in which they operate. The fund does not hedge currency risk.</p> <p>Important information on emerging markets risk is provided on pages 6 and 20.</p>
<p>Minimum suggested timeframe</p> <p>At least 7 years</p>	<p>Allocation</p>  <p>Benchmark 100% Global shares 0% Cash</p>
<p>Risk</p> 	


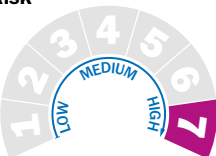
Wholesale Global Health & Biotechnology Fund

GLOBAL SHARE

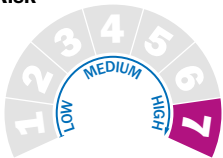
<p>Objective</p> <p>To provide long-term capital growth by predominantly investing in companies around the world, whose primary business is in the fields of pharmaceuticals, biotechnology, healthcare services and medical products. The fund aims to outperform the MSCI All Country Health Care Index over rolling three-year periods before fees and taxes.</p>	<p>Strategy</p> <p>The fund's strategy is to add value by investing, over the medium-to-long term, in quality companies, with sustainable earnings per share growth and sensible valuations, whose primary business is healthcare-related. The fund generally does not hedge currency risk.</p> <p>Details of the investment management arrangement for this fund are outlined on page 3.</p>
<p>Minimum suggested timeframe</p> <p>At least 7 years</p>	<p>Allocation¹</p>  <p>Benchmark 100% Global shares 0% Cash</p> <p>1 The fund may purchase unlisted securities on the basis that the securities will list in the future.</p>
<p>Risk</p> 	

Wholesale Global Technology & Communications Fund

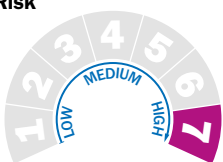
GLOBAL SHARE

<p>Objective</p> <p>To provide long-term capital growth by predominantly investing in companies around the world, whose primary business is in the fields of technology, and/or communications. The fund aims to outperform the MSCI All Country Technology and Communications Free Index over rolling three-year periods before fees and taxes.</p>	<p>Strategy</p> <p>The fund's strategy is to add value by investing in companies with sustainable earnings per share growth and sensible valuations, whose primary business is in the field of information technology and/or communications. The fund generally does not hedge currency risk. Details of the investment management arrangement for this fund are outlined on page 3.</p>
<p>Minimum suggested timeframe</p> <p>At least 7 years</p>	<p>Allocation²</p>  <p>Benchmark 100% Global shares 0% Cash</p> <p>2 The fund may purchase unlisted securities on the basis that the securities will list in the future.</p>
<p>Risk</p> 	

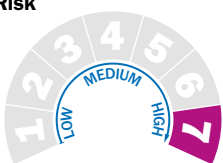
Wholesale Property Securities Fund

<p>Objective</p> <p>To provide medium-to-long-term capital growth and income to the investor by investing in a portfolio of Australian listed property securities. The fund aims to outperform the S&P/ASX 200 A-REIT Accumulation Index over rolling three-year periods before fees and taxes.</p>	<p>Strategy</p> <p>The fund's strategy is to bring together specialist resources in order to identify undervalued Australian real estate securities with minimal downside risk, sustainable earnings growth and good qualitative attributes. The fund uses proprietary forecasting and valuation methodologies and a disciplined portfolio construction process with an over-riding focus on absolute and relative risk. The fund invests predominantly in Australian securities and therefore does not hedge currency exposure.</p>
<p>Minimum suggested timeframe</p> <p>At least 7 years</p>	<p>Allocation</p> <p>0% ————— Range ————— 100%</p> <p>90-100%</p> <p>0-10%</p> <p>Benchmark</p> <p>100% Property securities</p> <p>0% Cash</p>
<p>Risk</p> 	

Wholesale Global Property Securities Fund

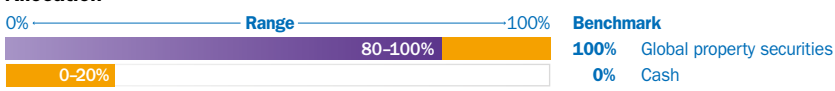
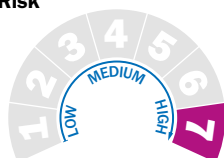
<p>Objective</p> <p>To maximise total returns to the investor by investing in a portfolio of listed property securities from around the world. The fund aims to outperform the FTSE EPRA/NAREIT Developed Index hedged to Australian dollars over rolling three-year periods before fees and taxes.</p>	<p>Strategy</p> <p>The fund's strategy is to bring together specialist resources in order to identify undervalued global real estate securities with minimal downside risk, sustainable earnings growth and good qualitative attributes. The fund uses proprietary forecasting and valuation methodologies and a disciplined portfolio construction process with an over-riding focus on absolute and relative risk. The fund provides investors with exposure to a broad selection of property-related investment opportunities including commercial, retail, lodging and industrial property assets. The fund aims to hedge currency exposure.</p>
<p>Minimum suggested timeframe</p> <p>At least 7 years</p>	<p>Allocation</p> <p>0% ————— Range ————— 100%</p> <p>80-100%</p> <p>0-20%</p> <p>Benchmark</p> <p>100% Global property securities</p> <p>0% Cash</p>
<p>Risk</p> 	

Wholesale Global Listed Infrastructure Securities Fund

<p>Objective</p> <p>To deliver capital growth and inflation-protected income by investing in a globally diversified portfolio of infrastructure securities. The fund aims to outperform the FTSE Global Core Infrastructure 50-50 Index hedged to Australian dollars over rolling three-year periods before fees and taxes.</p>	<p>Strategy</p> <p>The fund invests in shares of infrastructure companies around the world. The infrastructure sector includes operating assets from the transport, utilities, energy and communications sectors. The assets held by these companies typically offer high barriers to entry, pricing power, and structural growth. The strategy is based on active, bottom-up security selection which seeks to identify mispricing. The fund seeks to minimise risk through on-the-ground research, focus on quality and sensible portfolio construction. This fund aims to hedge its currency exposure.</p>
<p>Minimum suggested timeframe</p> <p>At least 7 years</p>	<p>Allocation</p> <p>0% ————— Range ————— 100%</p> <p>90-100%</p> <p>0-10%</p> <p>Benchmark</p> <p>100% Infrastructure securities¹</p> <p>0% Cash</p>
<p>Risk</p> 	<p>1 This includes infrastructure and infrastructure-related securities.</p>

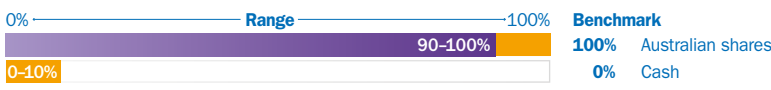
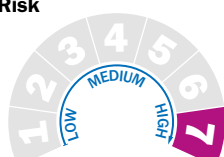
Wholesale Geared Global Property Securities Fund

GEARED

<p>Objective</p> <p>To maximise total returns to the investor by borrowing to invest in a portfolio of property securities from around the world. The fund aims to outperform the FTSE EPRA/NAREIT Developed Index hedged to Australian dollars over rolling seven-year periods before fees and taxes.</p>	<p>Strategy</p> <p>The fund's strategy is to bring together specialist resources in order to identify undervalued global real estate securities with minimal downside risk, sustainable earnings growth and good qualitative attributes. The fund uses proprietary forecasting and valuation methodologies and a disciplined portfolio construction process with an over-riding focus on absolute and relative risk. The fund provides investors with exposure to a broad selection of property-related investment opportunities including commercial, retail, lodging and industrial property assets. Gearing is utilised to magnify returns from underlying investments. The fund aims to hedge currency exposure.</p> <p>Important information on gearing risk is provided on pages 6 and 20.</p>
<p>Minimum suggested timeframe</p> <p>At least 7 years</p>	<p>Allocation</p> 
<p>Risk</p> 	<p>Please note: A geared fund will not always magnify gains (particularly in a low return environment), but will always magnify losses. Investors will therefore experience increased volatility in the value of their investment. This means that investors may have potentially large fluctuations both up and down in the value of their investments.</p>

Wholesale Geared Share Fund

GEARED

<p>Objective</p> <p>To magnify long-term returns from capital growth by borrowing to invest in large Australian companies.</p> <p>The fund aims to outperform the S&P/ASX 100 Accumulation Index over rolling seven-year periods before fees and taxes.</p>	<p>Strategy</p> <p>The fund's strategy is based on the belief that, over the medium-to-long term, stock prices are driven by the ability of management to generate excess returns over their cost of capital in their chosen industry. The fund generally invests in large, high quality companies with strong balance sheets and earnings. The fund utilises gearing to magnify returns from underlying investments. The fund predominantly invests in Australian companies and therefore does not hedge currency risk. Where the fund borrows in a foreign currency, proceeds will be fully hedged into Australian dollars.</p> <p>Important information on gearing risk is provided on pages 6 and 20.</p>
<p>Minimum suggested timeframe</p> <p>At least 7 years</p>	<p>Allocation</p> 
<p>Risk</p> 	<p>Please note: A geared fund will not always magnify gains (particularly in a low return environment), but will always magnify losses. Investors will therefore experience increased volatility in the value of their investment. This means that investors may have potentially large fluctuations both up and down in the value of their investments.</p>

Fees and other costs

Did you know?

Small differences in both investment performance and fees and costs can have a substantial impact on your long term returns. For example, total annual fees and costs of 2% of your account balance rather than 1% could reduce your final return by up to 20% over a 30-year period (for example, reduce it from \$100,000 to \$80,000). You should consider whether features such as superior investment performance or the provision of better member services justify higher fees and costs. You may be able to negotiate to pay lower contribution fees and management costs where applicable.¹ Ask the fund or your financial adviser.

To find out more

If you would like to find out more, or see the impact of the fees based on your own circumstances, the Australian Securities and Investments Commission (ASIC) website (www.moneysmart.gov.au) has a managed funds fee calculator to help you check out different fee options.

This document shows fees and other costs that you may be charged. These fees and other costs may be deducted from your money, from the returns on your investment or from the assets of the managed investment scheme as a whole.

These fees do not include any fees that may be charged by the IDPS operator where an investment is made through an IDPS.

Taxes are set out in another part of this document.

You should read all the information about fees and other costs because it is important to understand their impact on your investment.

Fees and costs for particular funds are set out on page 15.

Type of fee or cost	Amount	How and when paid
FEES WHEN YOUR MONEY MOVES IN OR OUT OF THE FUND		
Establishment Fee		
The fee to open your investment	Nil	N/A
Contribution Fee²		
The fee on each amount contributed to your investment	Nil	N/A
Withdrawal Fee²		
The fee on each amount you take out of your investment	Nil	N/A
Exit Fee		
The fee to close your investment	Nil	N/A
MANAGEMENT COSTS		
The fees and costs for managing your investment	Geared funds 2.24% to 2.26% pa (n) (estimated)	The management cost is expressed as a percentage of the total average net assets of the fund.
The amount you pay for specific funds is shown in the table on page 15.	Other funds 0.81% to 1.30% pa (estimated)	The management costs are reflected in the daily unit price and payable monthly or as incurred by the fund.
SERVICE FEES		
Switching Fee²		
The fee for changing funds	Nil	N/A

All fees disclosed include the net effect of GST.

¹ Please note: Although we are required by law to include this wording, the fees are not subject to negotiation.

² Even though contribution fees, switching fees, withdrawal fees and exit fees are not charged, buy/sell spreads may apply (refer to page 17 for further details).

Additional explanation of fees and costs

FEES AND COSTS

Fund name	Estimated management costs pa	=	Management costs excluding performance-related fees	+	Estimated performance-related fee (pa)	Buy/sell spread (%)
LOWER VOLATILITY SHARE						
Wholesale Equity Income Fund	1.22%		1.22%			0.15
AUSTRALIAN SHARE						
Wholesale Australian Share Fund	0.96%		0.96%			0.20
Wholesale Concentrated Australian Share Fund	0.96%		0.96%			0.20
Wholesale Imputation Fund	0.96%		0.96%			0.20
AUSTRALIAN SHARE – SMALL COMPANIES						
Wholesale Australian Small Companies Fund	1.12%		1.12%			0.25
Wholesale Developing Companies Fund	1.30%		1.30%			0.20
GLOBAL SHARE						
Stewart Investors Wholesale Worldwide Leaders Fund	1.16%		1.16%			0.15
Wholesale Global Health & Biotechnology Fund	1.17%		1.17%			0.15
Wholesale Global Technology & Communications Fund	1.18%		1.18%			0.15
AUSTRALIAN PROPERTY SECURITIES FUND						
Wholesale Property Securities Fund	0.81%		0.81%			0.20
GLOBAL PROPERTY AND INFRASTRUCTURE SECURITIES						
Wholesale Global Property Securities Fund	1.02%		1.02%			0.20
Wholesale Global Listed Infrastructure Securities Fund	1.22%		1.22%			0.25
GEARED						
Wholesale Geared Global Property Securities Fund ¹	1.02%(g)/2.26%(n) ²		1.02%(g)/2.26%(n) ²			0.25–0.65 ³
Wholesale Geared Share Fund ¹	1.03%(g)/2.24%(n) ²		1.03%(g)/2.24%(n) ²			0.20–0.50 ³

Management costs

The terms ‘management costs’ and ‘management fees’ mean different things.

Management costs include management fees, estimated performance-related fees (if applicable), investment expenses and custody fees. Management costs are deducted from the performance of the fund (ie they are not charged directly to your account). These costs may be incurred directly by the fund or within an underlying investment vehicle. They do not include contribution fees, transaction costs or additional service fees. The management costs for each fund are either an estimate or based on current financial information. They are expressed as a percentage of each fund’s net assets and, together with any applicable buy/sell spreads, are outlined in the table above.

Management fees are the fees payable under the Constitution for the management of each fund. Management fees are calculated from gross assets of the fund. For details of the maximum management fees allowed under the Constitution, refer to ‘Increases and alterations to the fees’ on page 16.

Example of annual fees and costs for a balanced investment option or other investment option

This table gives an example of how fees and costs in the Wholesale Imputation Fund for this managed investment product can affect your investment over a one-year period.

You should use this table to compare this product with other managed investment products.

Example - Wholesale Imputation		Balance of \$50,000 with a contributions of \$5,000 during year
Contribution fees	0%	For every additional \$5,000 you put in, you will be charged \$0.
Plus Management Costs	0.96% pa	And for every \$50,000 you have in the Wholesale Imputation Fund you will be charged \$480 each year.
Equals Cost of Wholesale Imputation Fund		If you had an investment of \$50,000 at the beginning of the year and you put in an additional \$5,000 during that year, you would be charged fees of: up to \$528 What it costs you will depend on the fund you choose and the fees you negotiate.

These figures are inclusive of the net effect of GST.

1 For these funds, we are not remunerated by way of a cash fee. Instead, each month we receive units in the funds at no cost in consideration for managing the funds.

2 The two figures shown above for the geared share fund are based on the gross (g) assets (which included the fund’s borrowings (as at 31 December 2018) and is the lower of the two fees) and on net (n) assets (which excludes the fund’s borrowings and is the higher of the two fees). Please note: Borrowings include any exposure to borrowings from a fund investing directly or indirectly into another managed investment scheme which borrows.

3 Buy/sell spreads depend on the specific gearing level of the fund.

Additional fees may apply:

Establishment fee: \$0

And, if you leave the managed investment scheme early, you may also be charged **exit fees** of 0% of your total account balance.

Please note that this is just an example. In practice, the actual investment balance of an investor will vary daily and the actual fees and expenses we charge are based on the applicable fees and costs and value of the fund, which also fluctuates daily.

Buy/sell spreads also apply.

Refer to the management costs and buy/sell spreads table on page 15.

Increases or alterations to the fees

We may vary the management fee used to calculate the management costs set out on page 15 at any time at our absolute discretion, without your consent, within the limits prescribed in each fund's Constitution. If the variation is an increase in a fee or charge, we will give you at least 30 days prior written notice.

The maximum management fee per annum is listed in the table below:

Fund name	Maximum management fee (pa)
LOWER VOLATILITY SHARE	
Wholesale Equity Income Fund	3.075%
AUSTRALIAN SHARE	
Wholesale Australian Share Fund	1.538%
Wholesale Concentrated Australian Share Fund	1.538%
Wholesale Imputation Fund	1.538%
AUSTRALIAN SHARE – SMALL COMPANIES	
Wholesale Developing Companies Fund	3.075%
Wholesale Australian Small Companies Fund	3.075%
GLOBAL SHARE	
Stewart Investors Wholesale Worldwide Leaders Fund	1.538%
Wholesale Global Health & Biotechnology Fund	3.075%
Wholesale Global Technology & Communications Fund	3.075%
AUSTRALIAN PROPERTY AND INFRASTRUCTURE SECURITIES	
Wholesale Property Securities Fund	1.538%
GLOBAL PROPERTY AND INFRASTRUCTURE SECURITIES	
Wholesale Global Property Securities Fund	1.538%
Wholesale Global Listed Infrastructure Securities Fund	3.075%
GEARED	
Wholesale Geared Global Property Securities Fund	3.075% (g) ¹
Wholesale Geared Share Fund	1.025% (g) ^{1,2}

These figures are inclusive of the net effect of GST.

Please note: The maximums are provided for information and are not the current fees charged. The current fees are shown in the table on page 15.

1 The maximum fee shown above for the geared funds are based on gross (g) assets. Management costs shown in the table on page 15 for the geared funds are based on the gross (g) assets (which includes the fund's borrowing and is the lower of the two (fees) and on net (n) assets (which excludes the fund's borrowings and is the higher of the two fees). Please note: Borrowings include the exposure to borrowing from a fund investing directly or indirectly into another managed investment scheme which borrows.

2 The maximum fee is charged for this fund.

Transaction costs

Transaction costs are the costs of buying and selling assets directly or indirectly held by a fund, and may include brokerage (and other related Broker costs), government taxes/duties/levies, bank charges, custodian charges on transactions and the buy/sell spread of any underlying funds.

If the amount payable to acquire an investment exceeds the price that it would be disposed of at that time, the difference is also a transaction cost.

Transaction costs are an additional cost to you, but no part of a transaction cost (including the buy/sell spread) is paid to us or an investment manager. Transaction costs are usually paid for from the assets directly or indirectly held by a fund at the time of the transaction.

Buy/sell spreads

For most funds, there is a difference between the unit price used to issue and redeem units and the value of the fund's assets. This difference is due to what is called the buy/sell spread. When you (or any person you have authorised) invest or withdraw all or part of your investment in these funds, we use the buy/sell spread to pay for the transaction costs incurred as a result of the transaction. We use the buy/sell spread to allocate these transaction costs to the investor transacting rather than other investors in the fund.

A fund's buy/sell spread is set to reflect the estimated transaction costs the fund will incur as a result of investor transactions.

The buy/sell spread that applies to each fund is shown in the table on page 15.

Please note: The buy/sell spreads are not paid to us or the investment manager. They are paid to the fund and can be altered at any time and may be altered without prior notice to you.

Example: The buy/sell spread for the Wholesale Imputation Fund is currently 0.20%. If you make a \$50,000 investment in or withdrawal from the Wholesale Imputation Fund you will incur a buy/sell spread of \$100.

Other transaction costs

Not all transaction costs are funded from the buy/sell spread. One reason for this is that a fund may buy or sell assets even though there have been no investor transactions. Additional transaction costs may be incurred either in the fund or in underlying funds and these will reduce the returns of the fund.

The 'estimated total transaction costs' for each fund, for the 12 months to 31 December 2018, 'estimated recovery amount' from the buy/sell spread and the 'estimated net transactional costs' which reduce the returns on the fund are set out in the following table:

TRANSACTION COSTS

Fund name	Estimated management costs pa	=	Estimated recovery amount (pa)	+	Estimated net transactional costs (pa)	Estimated borrowing costs (pa)
LOWER VOLATILITY SHARE						
Wholesale Equity Income Fund	0.13%		0.09%		0.04%	
AUSTRALIAN SHARE						
Wholesale Australian Share Fund	0.15%		0.03%		0.12%	
Wholesale Concentrated Australian Share Fund	0.20%		0.05%		0.15%	
Wholesale Imputation Fund	0.23%		0.04%		0.19%	
AUSTRALIAN SHARE – SMALL COMPANIES						
Wholesale Australian Small Companies Fund	0.32%		0.07%		0.25%	
Wholesale Developing Companies Fund	0.11%		0.11%		0.00%	
GLOBAL SHARE						
Stewart Investors Wholesale Worldwide Leaders Fund	0.07%		0.03%		0.04%	
Wholesale Global Health & Biotechnology Fund	0.01%		0.01%		0.00%	
Wholesale Global Technology & Communications Fund	0.11%		0.03%		0.08%	
AUSTRALIAN PROPERTY SECURITIES FUND						
Wholesale Property Securities Fund	0.11%		0.04%		0.07%	
GLOBAL PROPERTY AND INFRASTRUCTURE SECURITIES						
Wholesale Global Property Securities Fund	0.21%		0.04%		0.17%	
Wholesale Global Listed Infrastructure Securities Fund	0.20%		0.09%		0.11%	
GEARED						
Wholesale Geared Global Property Securities Fund	0.47%		0.23%		0.24%	4.04%
Wholesale Geared Share Fund	0.29%		0.13%		0.16%	3.63%

These figures are inclusive of the net effect of GST.

Please note: Past costs are not a reliable indicator of future costs. Future costs may differ.

1 The figures shown above are based on the net assets of each of the geared funds. Please note that borrowing costs included costs incurred directly or indirectly in the underlying fund.

Other operating expenses and abnormal costs

The Constitution for each fund allows for the ongoing operating costs, charges, expenses and properly incurred outgoings (such as registry, trust accounting, investment, audit, regulatory, production of the offer documents and taxation advice) and other administration costs, charges and expenses to be paid directly from the fund. Alternatively, the responsible entity is entitled to recover these costs from the fund.

The Constitution does not place any limit on these costs that can be paid from each fund.

Abnormal costs (such as costs of unitholder meetings, recovery and realisation of assets, changes to the Constitution and defending or pursuing legal proceedings) are paid out of the fund. These costs are incurred fairly infrequently.

Borrowing costs

The borrowing costs in the table above include all costs of borrowing such as interest, legal fees and other related costs. These costs may be in relation to short-term settlement borrowing, borrowing to achieve investment objectives (including geared options) and the cost of securities borrowing. These costs are deducted at least monthly from the relevant fund's unit price. They are an additional cost to investors.

Commissions and other payments

The IDPS operator may receive remuneration from us to the extent that it is permitted under law. This remuneration will be paid out of the fees we derive from you that are indicated in the table on page 15 in a given year. If these amounts are paid, they are paid by us from our revenue and are not an extra amount paid from the fund, nor are they a further amount you pay.

Your adviser may also receive remuneration from the IDPS operator in a variety of ways for the provision of services. Details of this remuneration will be in the offer documents for the master trust or wrap account and the Financial Services Guide and Statement of Advice which your financial adviser must give you.

Differential fees

We may issue units to certain investors such as sophisticated, professional, wholesale investors or Bank employees with reduced management costs. Such arrangements would be subject to individual negotiation, compliance with legal requirements and any applicable ASIC class orders.

Taxation

The Australian taxation system is complex and different investors have different circumstances. You should consider seeking professional taxation advice before investing in the fund.

You may be required to pay tax in relation to your investment in the funds (generally income or capital gains tax); however you may be able to claim some tax credits or receive the advantage of some tax concessions.

Your IDPS operator will send you information on what you will need each year in order for you to complete your tax return. For further information on the taxation implications of investing in the funds, you should also contact your IDPS operator.

Additional information

How do I invest?

To invest into the funds, complete the documents which the IDPS operator requires. You do not need to complete any of our forms. In extraordinary circumstances, we may suspend or restrict applications and we may also reject applications at our discretion.

If we receive an application from your IDPS operator for a suspended, restricted or unavailable fund, we will be unable to process this application and your money will be returned to the IDPS operator.

How do I make withdrawals from my investment?

Withdrawals are normally processed within seven working days of receiving a request from the IDPS operator. Longer periods may apply from time to time. In extraordinary circumstances (which may include where a fund becomes illiquid), we may suspend withdrawals, or restrict the ability to withdraw.

Where a fund is suspended, restricted or unavailable we may not process withdrawal requests. Further, where a fund is not liquid, we cannot allow investors to withdraw from the fund unless we make an offer to withdraw. There is no obligation for us to make such an offer and if we do, investors may only be able to withdraw part of their investment. Any decisions whether to process withdrawals or partial withdrawals will be made in the best interests of investors as a whole, and if any payment is to be made, then the exit price used to calculate this payment will be the one determined at the time the payment is made.

You should note that unless an investment fund is suspended, restricted or unavailable, you may withdraw from an investment fund in accordance with our normal processes.

How do I receive income?

The frequency of distributions depends on the type of fund invested in.

Fund name	Distribution frequency
Global Share Funds	Half yearly (December and June)
Global Property and Infrastructure Securities Funds	Half yearly (December and June)
All other funds	Quarterly (September, December, March and June)

Distributions are calculated on 30 June, and generally the last Sunday of all other months as they fall due and are normally paid to the IDPS operator within 14 days. In certain circumstances we may vary the distribution timing and frequency without notice (for example to take into account days that fall on a public holiday).

How are unit prices calculated?

When investing, a number of units are allocated in each fund you have selected.

Each of these units represents an equal part of the market value of the portfolio of investments that the fund holds. As a result, each unit has a dollar value, or 'unit price'.

All funds are valued daily. The unit price is calculated by taking the total market value of all of a fund's assets on a particular day, adjusting for any liabilities and then dividing the net fund value by the total number of units held by all investors on that day. Although your unit balance in the fund will stay constant (unless there is a transaction on your account), the unit price will change according to changes in the market value of the investment portfolio or the total number of units issued for the fund. We determine the market value of the fund based on the information we have most recently available.

We may exercise certain discretions that could affect the unit price of units on application or withdrawal in each fund. The types of discretions that we may exercise, in what circumstances, our policies on how we exercise the discretions and the reasons why we consider our policies are reasonable, are set out in our Unit Pricing Permitted Discretions Policy. If we exercise a discretion in a way that departs from the policies set out in our Unit Pricing Permitted Discretions Policy, we are required to keep a record of this in a Register of Exceptions. You can obtain a copy of our Unit Pricing Permitted Discretions Policy or Register of Exceptions, or both, free of charge, by calling us on 13 13 36.

What is the difference between entry and exit unit prices?

There may be a difference between the entry and exit unit price for each fund, quoted on any business day. This difference relates to the fund's buy/sell spread.

So existing investors do not continually bear the transaction costs resulting from new investments or withdrawals that you make, all investors pay a set, average amount (a buy/sell spread) when they transact. This is calculated according to the particular types of investments the fund holds. Not all new investments or withdrawals cause transaction costs to be incurred by the fund, for example, where an investment does not incur any significant costs, or when a new investment coincides with a withdrawal by someone else. However, to be consistent, we generally apply buy/sell spreads to all new investments and withdrawals from the fund. Refer to page 15 for the buy/sell spreads that apply to each fund.

Unit pricing adjustment policy

There are a number of factors used to calculate unit prices. The key factors include asset valuations, liabilities, debtors, the number of units on issue and, where relevant, transaction costs. When the factors used to calculate the unit price are incorrect, an adjustment to the unit price may be required. We generally use a variance of 0.30% in the unit price before correcting the unit price.

If a unit pricing error is greater than or equal to this variance, we will:

- compensate your account balance if you have transacted on the incorrect unit price or make other adjustments as we may consider appropriate, or
- where your account is closed, we will send you a payment if the amount of the adjustment is more than \$20.

These tolerance levels are consistent with regulatory practice guidelines and industry standards. In some cases we may compensate where the unit pricing error is less than the tolerance levels.

Currency risk

How is currency risk managed?

Changes in the value of the Australian dollar lead to a difference between the foreign currency returns or the value of the global investments held by a fund and those returns or values expressed in Australian dollars. This is known as foreign currency risk. Currency is not an asset class and therefore does not give a fund either natural long-term growth or an income stream. Rather, currency exposure gives rise to a source of potential volatility of returns – both positive and negative.

Financial instruments can be used to reduce currency risk – this is known as hedging. Hedging is a process where exposure to one currency can be reduced or removed by entering into a transaction that offsets that exposure. If a fund is unhedged, then any foreign currency investments the fund holds are fully exposed to movements in the Australian dollar, which can have a positive or negative effect on the value of the fund.

Whether a fund is hedged or unhedged is disclosed under each fund's strategy in the investment information section on page 9.

The extent to which a fund is hedged depends on the underlying objectives and risk characteristics of the fund. The extent of hedging may also vary over time depending on the value of the Australian dollar.

We aim to hedge currency risk arising from global fixed interest and global property securities exposure. For global shares exposure, we offer funds that do not hedge, partially hedge or aim to fully hedge currency risk. When implementing a partial currency hedge, our process focuses on using hedging to partially preserve the gains that are made when the Australian dollar falls in value. This helps reduce the impact of later periods of currency rises in value. When the Australian dollar is trading at a level we believe to be close to, or above, fair value, then no hedging of the foreign currency exposure for the investor's capital will take place.

In funds that hedge currency risk, movements in the Australian dollar can impact the size of distributions that you receive. Generally, a rising Australian dollar will produce gains on the currency hedge and increase the distribution, while a falling Australian dollar will produce currency losses that reduce the distribution.

For more information on how we manage currency, please see the information flyer 'Managing currency risk', available at colonialfirststate.com.au or by calling us on 13 13 36.

Emerging markets risk

Investing in emerging markets may involve a higher risk than investing in more developed markets. Emerging market securities may present market, credit, currency, liquidity, legal, political and other risks different from, and potentially greater than, the risks of investing in developed market countries.

For example, companies in emerging markets may not be subject to:

- accounting, auditing and financial reporting standards, practices and disclosure requirements comparable to those applicable to companies in major markets
- the same level of government supervision and regulation of stock exchanges as countries with more advanced securities markets.

Accordingly, certain emerging markets may not afford the same level of investor protection as would apply in more developed jurisdictions. There are also risks that, while existing in all countries, may be higher in emerging markets due to the legal, political, business and social frameworks being less developed than those in more established market economies.

Examples of higher risks include:

- political or social instability (including recession or war)
- institutional manipulation of currency or capital flows
- deflation, inflation, or loss in value of currency, and
- greater sensitivity to interest rates and commodity prices.

As a result, investment returns from emerging market securities are usually more volatile than those from developed markets.

This means that there may be large movements in the unit prices of investment options that invest in emerging market securities over short or long periods of time.

You should consider whether a fund that invests in emerging market securities is suitable for your portfolio.

Gearing risk

Additional information on geared funds

The aim of gearing is to produce a larger investment return over the long term by using borrowed money in addition to your own funds. The geared funds in the PDS are 'internally geared', which means that the funds borrow the money instead of you borrowing directly.

The benefits of internally geared funds are that they are able to borrow at institutional rates, there are no margin calls and you do not need to apply for a loan or offer security. Importantly, we will not ask investors to provide additional funds to meet borrowing costs or to repay debt. All obligations are met within the fund itself.

Some investors, such as superannuation funds or their trustees, may find it difficult to borrow in their own name, and therefore cannot use standard margin loans. Internally geared funds permit such investors to gain leveraged exposure to a selected asset class.

Where do geared funds borrow from?

The geared funds raise money either by issuing notes or bonds in Australian or international capital markets, and/or by borrowing at competitive rates from a large number of international and Australian financial institutions. Interest and related borrowing costs are paid by the funds. Providers of funding have priority over fund investors for interest and principal repayments. Providers of funding earn interest and may receive reimbursements relating to early repayments, dealer fees, legal expenses, government charges, account transaction fees and undrawn commitment fees.

How does the gearing work in the geared funds?

The Wholesale Geared Share Fund is managed using 'dynamic gearing'.

These funds are managed so that, as far as possible, income from dividends and interest exceeds the cost of borrowing and other expenses, to ensure the preservation of franking credits, which are passed on to you through the performance of the investment fund. This process of managing income and expenses is called 'dynamic gearing' because the gearing ratio may vary according to market conditions, in particular, the relationship between dividend yields and market interest rates. The gearing ratio is the total amount borrowed expressed as a percentage of the total assets of the fund.

Dynamic gearing is also a prudent approach which forces a lower gearing ratio when borrowing costs are relatively high or dividend yields reduce. For example, if it costs 6% per annum to borrow money, and the fund earns a net 3% per annum in dividends and other income, this gives a potential gearing ratio of 50%. However, if the borrowing cost rises to 6.50% per annum, with income unchanged, the gearing ratio may fall to about 46%.

The table below illustrates the relationship between the interest rates on borrowings, dividend yields and the gearing levels of a dynamically geared fund.

THEORETICAL GEARING LEVEL (%)¹

		Dividend yield (pa, net of fund expenses)			
		2.50%	3.00%	3.50%	4.00%
Interest rate on borrowing (pa)	4.00%	60	60	60	60
	5.00%	50	60	60	60
	6.00%	42	50	58	60
	7.00%	36	43	50	57

¹ The funds will stop additional borrowing at 55%, but the gearing may rise above this level due to market movements or redemptions.

Under dynamic gearing, the gearing ratio is managed at our discretion, but we usually borrow to the maximum amount possible, subject to the availability of debt and ensuring that estimated income exceeds estimated expenses. No additional borrowing is made when the gearing ratio is at 55% or above. The gearing ratio varies daily due to changes in the value of the assets in the fund and applications or redemptions. If these changes cause the gearing ratio to exceed 60%, we repay debt within a reasonable amount of time to reduce the gearing ratio to below 60%.

In the event of the gearing ratio exceeding 75%, we will suspend the processing of redemption requests and, if applicable, distributions until the gearing has decreased to below 75%.

The Wholesale Geared Global Property Securities Fund is managed using 'fixed gearing' as described below.

This fund invests in companies listed on global stock exchanges, outside Australia and because foreign companies do not pay franking credits, there are little or no franking credits to pass on to you.

Therefore there is no need to ensure that the fund's income exceeds its expenses. Fixed gearing uses a target gearing level, with a usual tolerance either side of this level.

The target gearing for this fund is 55%, with a usual tolerance of 5%.

We will not borrow additional amounts when the gearing is at the target level, but the gearing ratio may rise above the target due to declines in asset values or redemptions. If the gearing ratio exceeds the target level by more than the tolerance of 5%, we take the gearing back below this level within a reasonable amount of time by repaying debt.

In the event of the gearing ratio exceeding 75%, we will suspend the processing of redemption requests until the gearing has decreased to below this level.

Return expectations of a geared fund

The aim of gearing is to produce a higher return over the long term by using borrowed money in addition to your funds. However, for a fund geared at 50%, if the underlying investments rise is less than the fund's borrowing and management costs, then it is unlikely that the geared fund will outperform an equivalent ungeared portfolio. Consequently, a geared fund will not always magnify market gains in a low return environment, although it will always magnify market losses.

Refer to 'Gearing risk' on page 6 of this PDS.

Do the funds borrow?

All funds, except for the geared funds and funds which use long short strategies, do not borrow except for short-term arrangements for settlement purposes or if an emergency or extraordinary situation arises.

Borrowing can only occur in line with a fund's investment strategy. If a fund borrows, this is detailed in the strategy of the fund.

Are labour standards or environmental, social or ethical considerations taken into account?

As the responsible entity/trustee, we appoint investment managers to manage the underlying investments of each investment option. We do not directly manage the investments but have in place a robust governance process for assessing the capabilities of the investment managers.

As such, we do not specifically take into account labour standards or environmental, social or ethical considerations when making investment decisions. However, where those factors negatively impact investment performance or potential, we may discuss these matters with the relevant investment manager and/or review our decision to hold the specific investment.

We may also consider these factors to the extent that they impact on an investment manager's organisational stability, reputation and performance. Each investment manager may have its own policy on the extent to which labour standards or environmental, social or ethical considerations are taken into account when making investment decisions. We may consider these policies when selecting investment managers.

What investments can the funds hold?

The Constitution of each fund allows us a great deal of discretion about what investments are held in the funds. The investments intended to be held are outlined in the strategy of the funds. If we decide to change, we will advise you as soon as practicable. The Bank, our parent company, is listed on the Australian Securities Exchange (ASX). We are permitted to hold shares in the Bank under ASIC relief on certain conditions which include that any such holding is not voted and the total holdings for all entities in the Bank Group do not exceed 5% of the issued capital of the Bank.

Changes to investment funds

Colonial First State may, without prior notice to investors, change the investment objective and/or strategy; add, close or terminate an investment fund; or change an investment manager.

Any change would be considered in light of the potential negative or positive impact on investors.

We will notify your IDPS operator on affected funds of any material change as soon as practicable.

Constitutions of the funds

Each of the funds is governed by a Constitution (which is substantially the same for each fund). Together with the Corporations Act and some other laws, the Constitution sets out the conditions under which the fund operates and the rights, responsibilities, powers, discretions and duties of the responsible entity and investors. The Constitution deals with a number of issues including:

- your rights as a holder of units
- fund termination, and
- our broad powers to invest, borrow, receive fees and other payments and generally manage the fund.

The Constitution states that your liability is limited to the amount you paid for your units, but the courts are yet to determine the effectiveness of provisions of this kind.

You can inspect a copy of the Constitution at our head office or we will provide you with a copy free of charge.

The Constitution gives us a number of rights, including a number of discretions relating to unit pricing and fund termination. You can obtain a copy of our Unit Pricing Permitted Discretions Policy, free of charge, by calling us on 13 13 36.

We may alter the Constitution if we, as the responsible entity, reasonably consider the amendments will not adversely affect investors' rights. Otherwise, we must obtain investors' approval at a meeting of investors.

We may retire or be required to retire as responsible entity (if investors vote for our removal).

Your rights to requisition, attend and vote at meetings are mainly contained in the Corporations Act.

Custody

For most funds, a professional custodian generally holds the assets of each fund.

The custodian is appointed by Colonial First State and is responsible only to us.

The custodian may be changed from time to time and we may change the custodian where we are satisfied that the proposed new custodian meets all regulatory requirements.

You will not be notified of a change in custodian. If the custodian is another company in the Commonwealth Bank Group then we would have to:

- satisfy ASIC that we are able to separate each fund's assets from our own, and
- satisfy ourselves that holding each fund's assets in this way would be cost-effective for investors.

If you would like details of our custodian, please contact either the IDPS operator or us.

How is my personal information dealt with?

We do not normally receive any personal information about you when you invest in the fund through an IDPS operator.

For details on the collection, storage and use of your personal information, please contact your IDPS operator.

If we do receive any of your personal information we will deal with it in accordance with our Privacy Policy. For a copy of our Privacy Policy Statement please visit our website at colonialfirststate.com.au or call us on 13 13 36.

Is there a cooling-off period?

A 14-day 'cooling-off period' will apply to your initial investment in the funds in certain circumstances. If, during the 14-day cooling-off period, you decide that the investment does not meet your needs, then simply advise us, or if you are an indirect investor, your IDPS operator in writing.

The 14 days start when your transaction confirmation is received by you or if you are an indirect investor, your IDPS operator, or five days after your units are issued, whichever is earlier.

We will refund your investment, reduced or increased for market movements (and, where relevant, once we have established your identity). We will also deduct any tax or duty incurred and an amount for reasonable transaction and administration costs we incur in relation to your investment in the funds, including determining your application. As a result, the amount returned to you may be less than your original investment.

Under normal circumstances refunds are made within seven working days of your IDPS operator notifying us.

What happens if I make a complaint?

If you are investing through an IDPS then complaints should be directed to the IDPS operator who will facilitate dispute resolution on your behalf.

If you have an enquiry or complaint and want to contact us directly, please telephone us on 13 13 36. If you require further assistance, then direct your written complaint to the Dispute Resolution Officer at our head office address or you can email us at contactus@colonialfirststate.com.au

External dispute resolution

If you are dissatisfied with the handling or outcome of your complaint, you have the option of contacting an external dispute resolution service about your complaint. You may lodge a complaint with the **Australian Financial Complaints Authority (AFCA)**:

Online www.afca.org.au
Email info@afca.org.au
Phone 1800 931 678
Mail Australian Financial Complaints Authority
GPO Box 3
Melbourne VIC 3001

AFCA has discretion in considering a complaint about a financial service where the complainant is a wholesale client (as defined by the Corporations Act).

Time limits may apply to complain to AFCA, so you should act promptly or otherwise consult the AFCA website to find out if or when the time limit relevant to your circumstances expires.

What are our reporting requirements?

If any fund is a disclosing entity under the Corporations Act, the fund is subject to regular reporting and continuous disclosure obligations. Copies of documents we lodge with ASIC to fulfil these obligations may be obtained from, or inspected at, an ASIC office.

You also have a right to request a copy of certain documents from us when they become available, and we must send you a copy (free of charge) as soon as practicable and in any event within five days. Your request will be fulfilled in the way you choose – by email, or post, or you can collect it from our offices. The documents are:

- the annual financial report for the fund most recently lodged with ASIC, and
- any half-year financial report lodged with ASIC and any continuous disclosure notice given for the fund after the lodgement of the annual financial report for the fund and before the date of this document.

Annual reports

An annual report detailing the financial position and performance of the fund over the last financial year will be made available on our website, colonialfirststate.com.au/annualreports, by 30 September each year.

The annual report for your fund(s) may be combined with other funds.

If you would prefer to have a copy emailed or mailed to you, please contact us.

Are there any other benefits to Colonial First State?

The fund receives banking and treasury-related services from the Bank in the normal course of business and pays normal commercial fees for them. We may derive monetary or administrative benefits from the Bank as a consequence of maintaining bank accounts with the Bank and through performing administration services for Bank products.

Related party remuneration

All the entities referred to below are subsidiaries of Commonwealth Bank of Australia (the Bank) and related bodies corporate of the responsible entity and trustee.

Colonial First State Investments Limited (CFSIL) ABN 98 002 348 352 AFS Licence 232468 is the responsible entity for the funds. CFSIL receives and retains fees in connection with those investment funds, as disclosed in this document.

CFSIL may appoint different investment managers to manage the investment funds. Some of these investment managers may be related parties of CFSIL and can include Colonial First State Asset Management (Australia) Limited ABN 89 114 194 311 AFS Licence 289017 and Realindex Investments Pty Limited ABN 24 133 312 017 AFS Licence 335381 both part of Colonial First State Global Asset Management (CFSGAM). CFSGAM receives investment management fees. The Bank has agreed to sell CFSGAM to Mitsubishi UFJ Trust and Banking Corporation (MUTB), with settlement to complete in 2019. On completion of this sale, CFSGAM will no longer be a related party of CFSIL.

Commonwealth Bank of Australia ABN 48 123 123 124 AFS Licence 234945 may provide products that are available through FirstChoice. The Bank receives and retains fees in connection with these products.

Your adviser may belong to a related party of the Bank, responsible entity or trustee, such as Commonwealth Financial Planning ABN 65 003 900 169 AFS Licence 231139, Financial Wisdom ABN 70 006 646 108 AFS Licence 231138 or Count Financial Limited ABN 19 001 974 625 AFS Licence 227232. Details of these relationships should be disclosed by your adviser in documents such as the Financial Services Guide which your adviser must give you.

For more information on related party transactions, refer to the 'Managing conflicts of interest' below.

Managing conflicts of interest

CFSIL is a subsidiary of the Bank. All related party transactions are conducted on arm's length terms. Accordingly, CFSIL believes that related parties are receiving reasonable remuneration. Any conflict of interest or potential conflict of interest is managed in accordance with the Bank's Conflicts of Interest Policy.

CFSIL is the responsible entity for the funds and makes its investment decisions in accordance with its systems and processes separately from other members of the Bank Group. The available investments may include securities or other financial products issued by members of the Bank Group. As a result, the Bank Group's activities may have an effect on the investments.

CFSIL makes no representation as to the future performance of any underlying investments held in the funds, including those issued by members of the Bank Group.

CFSIL, other members of the Bank Group and their directors and employees may hold, buy or sell shares or other financial products included in the funds. Members of the Bank Group may have business relationships (including joint ventures) with related parties or any of the entities included in the funds. In addition, members of the Bank Group may from time to time advise CFSIL in relation to activities unconnected with the funds.

Such relationships and advisory roles may include acting as general financial adviser in respect of, without limitation, corporate advice, financing, funds management, property and other services.

The directors and employees of CFSIL and other members of the Bank Group may hold directorships in the companies included in the funds. Any confidential information received by the Bank Group and its directors and employees as a result of the business relationships, advisory roles and directorships discussed above will not be made available to CFSIL.

Interests of the directors of the Responsible Entity

Executive directors may receive remuneration as employees of the Bank or one of its related entities. Non-executive directors are also remunerated for their services. From time to time directors may hold interests in shares or other securities issued by the Bank or hold investments in one or more of the funds offered by Colonial First State.

This PDS has been authorised under delegation by our directors.

MARKETING FUND NAME REGISTERED FUND NAME	Colonial First State Wholesale Equity Income Fund Colonial First State Global Asset Management Equity Trust 2	ABN ARSN APIR	56 802 915 282 129 259 552 FSF0961AU
	Colonial First State Wholesale Australian Share Fund Colonial First State Wholesale Australian Share Fund	ABN ARSN APIR	15 726 857 658 087 570 214 FSF0002AU
	Colonial First State Wholesale Concentrated Australian Share Fund Colonial First State Wholesale Leaders Fund	ABN ARSN APIR	16 013 751 245 087 569 640 FSF0016AU
	Colonial First State Wholesale Imputation Fund Colonial First State Wholesale Imputation Fund	ABN ARSN APIR	70 261 123 727 087 569 980 FSF0003AU
	Colonial First State Wholesale Developing Companies Fund Colonial First State Wholesale Developing Companies Fund	ABN ARSN APIR	59 274 748 029 109 434 406 FSF0468AU
	Colonial First State Wholesale Australian Small Companies Fund Colonial First State Wholesale Small Companies Fund – Core	ABN ARSN APIR	65 030 712 109 089 460 891 CMIO111AU
	Stewart Investors Wholesale Worldwide Leaders Fund Colonial First State Wholesale Global Share Fund	ABN ARSN APIR	96 983 861 913 087 563 755 FSF0047AU
	Colonial First State Wholesale Global Health & Biotechnology Fund Colonial First State Wholesale Global Health & Biotechnology Fund	ABN ARSN APIR	62 748 152 499 092 203 506 FSF0146AU
	Colonial First State Wholesale Global Technology & Communications Fund Colonial First State Wholesale Global Technology & Communications Fund	ABN ARSN APIR	71 087 602 594 089 743 395 FSF0143AU
	Colonial First State Wholesale Property Securities Fund Colonial First State Wholesale Property Securities Fund	ABN ARSN APIR	53 841 877 511 087 570 429 FSF0004AU
	Colonial First State Wholesale Global Property Securities Fund Colonial First State Wholesale Global Property Securities Fund	ABN ARSN APIR	64 902 971 632 108 688 777 FSF0454AU
	Colonial First State Wholesale Global Listed Infrastructure Securities Fund Colonial First State Wholesale Global Listed Infrastructure Securities Fund	ABN ARSN APIR	99 485 137 517 125 199 411 FSF0905AU
	Colonial First State Wholesale Geared Global Property Securities Fund Commonwealth Specialist Fund 14	ABN ARSN APIR	60 804 535 769 123 801 178 FSF0892AU
	Colonial First State Wholesale Geared Share Fund Colonial First State Wholesale Geared Share Fund	ABN ARSN APIR	28 307 328 147 087 563 924 FSF0043AU

Enquiries:

New investors: 1300 360 645

Existing investors: 13 13 36

Advisers: 13 18 36

Website: colonialfirststate.com.au

Email: contactus@colonialfirststate.com.au