



Solaris Australian Equity Long Short Fund

ARSN 618 962 995 APIR WHT3859AU ISIN AU60WHT38592

Product disclosure Statement dated 30 November 2019

Important Information

This Product Disclosure Statement ('PDS') provides a summary of significant information you need to make a decision about the Solaris Australian Equity Long Short Fund ARSN 618 962 995 ('Fund'). The PDS should be considered before making a decision to invest in the Fund. You can access the PDS on the internet at www.solariswealth.com.au or call 1300 010 311 for a copy.

Pinnacle Fund Services Limited ABN 29 082 494 362 AFSL 238371 is the Responsible Entity ('Responsible Entity', 'RE', 'we', 'our', 'us') of the Fund.

We have appointed Solaris Investment Management Limited ABN 72 128 512 621 AFSL 330505 ('Solaris' or 'Investment Manager') as the investment manager of the Fund.

None of the Responsible Entity, Pinnacle and Solaris guarantees the performance of the Fund or the return of capital or income. Your investment in the Fund is subject to investment risk. This could involve delays in repayment and loss of income or the principal invested.

The information in this PDS is general information only. To the extent the information in this PDS constitutes financial product advice, such advice does not take into account your individual objectives, personal financial situation or needs. Before investing, you should consider the appropriateness of the advice in light of your own objectives, financial situation and needs. We strongly recommend that you consult a licensed financial adviser to obtain financial advice that is tailored to suit your personal circumstances. You should also read this PDS before making any decision about whether to acquire units in the Fund.

The investment offered in this PDS is available only to persons receiving this PDS (electronically or in hard copy) within Australia. Units in the Fund may not be offered or sold within the US, or sold to, or for the account or benefit of, any 'US Persons' (as defined in Regulation S of the US Securities Act 1933, as amended).

All monetary amounts referred to in this PDS are given in Australian dollars and all telephone/fax numbers are to telephone/fax numbers in Australia (unless otherwise stated). All calculation examples shown are rounded to the nearest whole dollar.

A reference to a 'Business Day' is a reference to a day which is not a Saturday, Sunday or public holiday in New South Wales, Australia.

Updated information

The information in this PDS may change over time. We may update this information where this does not involve a material adverse change and make it available to you, where permitted by law, at www.solariswealth.com.au. You can also obtain updated information by contacting Solaris on 1300 010 311. A paper copy of any updated information is available free on request. If a change is considered materially adverse, we will issue a supplementary PDS. By making an application to acquire a unit, you agree to receive certain communications and disclosures in relation to the Fund and units in digital form.

Contact details

If you have a query in relation to the Fund, please contact us at:

Telephone: 1300 010 311
Address: PO Box R1313, Royal Exchange NSW 1240
Email: service@pinnacleinvestment.com
Website: www.solariswealth.com.au

Contents

1. Key features of the Fund	1
2. About Pinnacle Fund Services Limited and key service providers.....	2
3. Benefits of investing in the Fund	4
4. How we invest your money	5
5. ASIC Benchmarks and Disclosure Principles	7
6. Risks	21
7. How the Fund works.....	27
8. Investing in the Fund	30
9. How we keep you informed	36
10. Fees and costs.....	38
11. Taxation	44
12. Privacy.....	48
13. Additional Information	50
14. Defined terms	52

1. Key features of the Fund

For more information on each of the features, please refer to the relevant sections below.

Feature	Summary	Section
Responsible Entity	Pinnacle Fund Services Limited	2
Investment Manager	Solaris Investment Management Limited	2
Administrator	RBC Investor Services Trust	2
Custodian	RBC Investor Services Trust	2
Auditor	PricewaterhouseCoopers	2
Investment objective¹	The Fund aims outperform the S&P/ASX200 Accumulation Index by taking both long and short positions in selected shares listed on a recognised Australian exchange.	4
Benchmark	S&P/ASX 200 Accumulation Index	4
Minimum suggested investment timeframe	7 years	4
Risk level	High	4
Minimum initial investment²	\$30,000	8
Minimum additional investments²	\$5,000	8
Minimum investment balance²	\$5,000	8
Minimum withdrawal amount²	\$5,000	8
Transaction cut-off time	12pm (Sydney time) on a Business Day	8
Fees and expenses^{3,4}	Management fee: 0.99% p.a. on the net asset value of the Fund Performance fee: 15% of the difference in the Fund's return (net of management fees) relative to its benchmark return multiplied by the net asset value of the Fund.	10
Buy/Sell spread	+0.30% / -0.30%	10
Distribution frequency	Distributions are payable half-yearly.	7

1. The investment objective is expressed after the deduction of management fees, expense recoveries and taxation, i.e. the investment objective is measured relative to the Fund's benchmark, after fees and costs and taxes are deducted from the Fund's performance. Refer to Sections 10 and 11 for further information on fees and costs and taxation. The investment objective is not intended to be a forecast; it is only an indication of what the investment strategy aims to achieve over the medium to long term, assuming financial markets remain relatively stable during that time. The Fund may not achieve its investment objective and returns are not guaranteed.
2. Or less at the discretion of the Responsible Entity.
3. Fees and costs may be negotiated for certain investors such as wholesale clients (as defined in the Corporations Act), depending on factors such as the amount invested. See 'Differential fee arrangements' below for further information about negotiable fees.
4. Fees are inclusive of GST and net of any applicable Reduced Input Tax Credits ('RITC').

2. About Pinnacle Fund Services Limited and key service providers

Pinnacle Fund Services Limited

Pinnacle Fund Services Limited ABN 29 082 494 362 AFSL 238371 is the Responsible Entity ('Responsible Entity', 'we', 'our', 'us') of the Solaris Australian Equity Long Short Fund ARSN 618 962 995 ('Fund').

Pinnacle Fund Services Limited is wholly owned by Pinnacle Investment Management Limited ABN 66 109 659 109 AFSL 322140 ('Pinnacle'). Pinnacle supports the development of high-quality investment management businesses and is the distributor of the Fund.

We have appointed Solaris Investment Management Limited ABN 72 128 512 621 AFSL 330505 ('Solaris' or 'Investment Manager') as the investment manager of the Fund.

Neither the Responsible Entity nor Solaris guarantees the performance of the Fund or the return of capital or income. Your investment in the Fund is subject to investment risk. This could involve delays in repayment and loss of income or the principal invested.

Solaris Investment Management Limited

Solaris' investment team believes there are opportunities in both value and growth stocks. Solaris has no consistent bias towards either value or growth stocks. Therefore, their style can be described as 'style neutral' or 'style agnostic'.

Stock selection is Solaris' main area of expertise. Using fundamental analysis, Solaris selects stocks to exploit market inefficiencies in forecasts and valuations. Investment decisions are supported by detailed analysis of the securities and key financial markets with an eye on global perspectives. Solaris applies strict risk controls to minimise the downside risk.

Solaris' competitive advantage

The Solaris investment team is a stable, experienced team comprised of 10 experienced investment professionals who have an average investment experience of 20 years and have, on average, been with the team for 15 years. Solaris' analysts are the portfolio managers. In other words, if an analyst decides a stock should go into the portfolio, that analyst becomes responsible for the performance of that investment.

Fundamental analysis is optimised by analysts being empowered and rewarded as portfolio managers. Analyst management of the portfolio is the most efficient way to capture identified market inefficiencies because the Solaris analyst is the person most familiar with the stock.

The investors' interests are aligned with the investment manager's interests. Solaris team members are remunerated according to individual and team performance. The majority of the investment team are investors in Solaris products and owners of Solaris.

Solaris has a strong track record in both rising and falling equities markets.

Neither the Responsible Entity nor the Investment Manager guarantees the performance of the Fund or the return of capital or income. Your investment in the Fund is subject to investment risk. This could involve delays in repayment and loss of income or the principal invested.

Administrator

RBC Investor Services Trust ('RBC') has been appointed as the Administrator for the Fund. RBC as the Fund's Administrator means that it is responsible for the day to day administration of the Fund.

RBC has no supervisory role in relation to the operation of the Fund and has no liability or responsibility to you for any act done or omission made in accordance with the investment administration agreement. RBC was not involved in preparing, nor takes any responsibility for, this PDS and makes no guarantee of the success of the Fund nor the repayment of capital or any particular rate of capital or income return.

The Responsible Entity may replace RBC or any of its other service providers and appoint new service providers without notice to investors.

Custodian

RBC Investor Services Trust ('RBC') has been appointed as the custodian for the Fund. RBC's role as the Fund's custodian means that it is responsible for the day to day custody of the Fund's assets.

RBC has no supervisory role in relation to the operation of the Fund and has no liability or responsibility to you for any act done or omission made in accordance with the investment administration agreement. RBC was not involved in preparing, nor takes any responsibility for, this PDS and makes no guarantee of the success of the Fund nor the repayment of capital or any particular rate of capital or income return.

The Responsible Entity may replace RBC or any of its other service providers and appoint new service providers without notice to investors.

Auditor

PricewaterhouseCoopers ('PwC') has been appointed as the auditor of the Fund. The auditor's role is limited to expressing an opinion on the fairness with which the financial statements present, in all material respects, the Fund's financial position, results of operations, and its cash flows in conformity with generally accepted accounting principles.

PwC has no supervisory role in relation to the operation of the Fund and has no liability or responsibility to you for any act done or omission made in accordance with the auditor agreements. PwC was not involved in preparing, nor takes any responsibility for, this PDS and makes no guarantee of the success of the Fund nor the repayment of capital or any particular rate of capital or income return.

The Responsible Entity may replace PwC or any of its other service providers and appoint new service providers without notice to investors.

3. Benefits of investing in the Fund

The Fund aims to provide investors with long and short exposure to an actively managed, diversified portfolio of listed Australian securities. The Fund will maintain a net exposure of between 70% - 100%, with a maximum of 40% of short positions.

Significant features and benefits

Management expertise | The investment and management expertise of Solaris, a boutique Australian owned equities fund manager providing access to investment opportunities and markets that individual investors usually cannot achieve on their own.

Diversification | The Fund's investments will be spread across a carefully researched and actively managed portfolio of up to 70 different company stocks. This diversification of investments can help reduce overall investment risk.

Investment approach | Solaris selects a diversified portfolio of securities using fundamental analysis to exploit market inefficiencies in forecasts and valuations. Solaris' investment approach involves a detailed analysis of the securities and key financial markets, with an eye on global perspectives.

Investment opportunities | Access to wholesale investment opportunities that may not generally be available to private investors.

Resources | Access to full-time research resources, a rigorous investment process, highly developed risk management expertise, and advanced trading systems and technology.

4. How we invest your money

How the Fund operates

The Fund aims to provide investors with long and short exposure to an actively managed, diversified portfolio of listed Australian securities. The Fund will maintain a net exposure of between 70% - 100%, with a maximum of 40% of short positions.

In exchange for your invested money, you are issued with interests in the Fund called 'units'. Each unit in the Fund gives the unitholder a beneficial interest in the Fund as a whole, but not in any particular asset of the Fund. Your units are your proportionate share of the Fund and reflect the value of your investment, which will change over time as the market value of the assets of the Fund rise and fall.

You should consider the likely investment return, risk and your investment timeframe when choosing to invest in the Fund. An investment in the Fund is intended to be suitable for investors willing to take more risk in search of greater returns.

About the Solaris Australian Equity Long Short Fund

Solaris Australian Equity Long Short Fund									
Investment return objective¹	The Fund aims to outperform the S&P/ASX200 Accumulation Index by taking both long and short positions in selected shares listed on a recognised Australian exchange.								
Benchmark	S&P/ASX 200 Accumulation Index								
Suggested minimum investment period	5 years or more								
Risk level	High. This means there is a high risk of losing money in any year. Conversely, the Fund aims to produce higher returns over the long term.								
Investment guidelines	<p>The Fund will maintain a net exposure of 70% - 100%, with the proceeds from shorting (40% maximum) reinvested in preferred long positions in order to enhance returns. The portfolio will typically consist of 40 – 70 long ideas and 20 – 30 short ideas.</p> <p>The Fund's typical net market exposure is between 70% - 100%. The maximum long exposure is 140% and short exposure is -40%, therefore the Fund's maximum gross exposure is 180%.</p> <p>Other investment restrictions include:</p> <ul style="list-style-type: none">• Maximum equity position of 7.5% relative to the benchmark weight• Maximum sector limit of 12.5% relative to the benchmark weight								
Portfolio allocation	<table><thead><tr><th>Asset Class</th><th>Allocation range²</th></tr></thead><tbody><tr><td>Australian equities (including derivatives)</td><td>70 – 100%</td></tr><tr><td>Cash and cash equivalents³</td><td>0 – 5%</td></tr><tr><td>Derivatives</td><td>0 – 30%</td></tr></tbody></table>	Asset Class	Allocation range ²	Australian equities (including derivatives)	70 – 100%	Cash and cash equivalents ³	0 – 5%	Derivatives	0 – 30%
Asset Class	Allocation range ²								
Australian equities (including derivatives)	70 – 100%								
Cash and cash equivalents ³	0 – 5%								
Derivatives	0 – 30%								
Labour standards or environmental, social or ethical considerations	Neither the Responsible Entity or Solaris explicitly takes into account these considerations or has a specific methodology for the extent to which these factors are considered, however Solaris does use them as a broad component of the qualitative criteria used to value a company prior to making investment decisions.								

1. The investment objective is expressed after the deduction of management fees, expense recoveries and taxation, i.e. the investment objective is measured relative to the Fund's benchmark, after fees and costs and taxes are deducted from the Fund's performance. Refer to Sections 10 and 11 for further information on fees and costs and taxation. The investment objective is not intended to be a forecast, it is only an indication of what the investment strategy aims to achieve over the medium to long term, assuming financial markets remain relatively stable during that time. The Fund may not achieve its investment objective and returns are not guaranteed.
2. The above ranges are indicative only. The Fund will be rebalanced within a reasonable period of time should the exposure move outside of the above ranges.

3. Excludes cash used for derivatives transactions and exposure.

Direct and indirect investments

In addition to holding direct assets, the Fund may also make investment indirectly, for example by investing in other managed funds where these are aligned with the Fund's investment strategy.

Any costs associated with these investments are outlined in 'Fees and costs'.

Change to Fund details

We have the right to change the Fund's asset classes, asset allocation ranges and investment return objectives without prior notice. We will inform investors of any material change to the Fund's details via www.solariswealth.com.au or as otherwise required by law.

5. ASIC Benchmarks and Disclosure Principles

Hedge funds can pose more complex risks for investors than traditional managed investment schemes, because of their diverse investment strategies. The ASIC Benchmarks and Disclosure Principles are designed to improve disclosure to assist investors in making more informed decisions about investing in products of this kind, and to make comparisons between the products and business models of different funds more straightforward.

Benchmarks	
Benchmark 1: Valuation of assets	<p>The Responsible Entity has implemented a policy that requires valuations of the Fund's assets that are not exchange traded to be provided by an independent administrator or an independent valuation service provider.</p> <p>The Fund meets this benchmark.</p> <p>Fund assets, including those that are not exchange traded, are valued by RBC using independent valuation sources. RBC is unrelated to the Responsible Entity.</p>
Benchmark 2: Periodic Reporting	<p>The Responsible Entity has implemented a policy to provide periodic reports on certain key information on an annual and monthly basis.</p> <p>The Fund meets this benchmark.</p> <p>The Responsible Entity provides monthly and annual reports for the Fund that are available at www.solariswealth.com.au.</p>

Principles	
Disclosure Principle 1: Investment strategy	<p>The Fund aims to provide investors with long and short exposure to an actively managed, diversified portfolio of listed Australian securities. The Fund will maintain a net exposure of between 70% - 100%, with a maximum of 40% of short positions. The proceeds from shorting will be reinvested in preferred long positions in order to enhance returns.</p> <p>The portfolio will typically consist of 40 – 70 long ideas and 20 – 30 short ideas.</p>
Disclosure Principle 2: Investment manager	<p>The Responsible Entity employs the investment management expertise of Solaris to manage the Fund.</p>
Disclosure Principle 3: Fund structure	<p>The Fund is an Australian registered managed investment scheme. Besides Solaris, another key service provider for the Fund is RBC. The Responsible Entity has appointed RBC as administrator to provide fund accounting, investor registry services, unit pricing services custodian services.</p> <p>Solaris and RBC are located in Australia.</p> <p>The Responsible Entity has a framework and systems in place to monitor its key service providers' performance and compliance with their service agreement obligations.</p>
Disclosure Principle 4: Valuation, location and custody of assets	<p>The assets of the Fund are generally valued daily by the custodian in accordance with the constitution of the Fund. RBC values the Fund's assets in accordance with standard market practice. Market prices are generally sourced electronically from third party vendors.</p>
Disclosure Principle 5: Liquidity	<p>As at the date of this PDS, the Responsible Entity reasonably expects that it will be able to realise at least 80% of the Fund's assets, at the value ascribed to those assets in calculating the Fund's most recent net asset value, within 10 days.</p>
Disclosure Principle 6: Leverage	<p>The Fund's maximum allowable gross exposure (sum of long and short positions) is 180% of its net asset value ('NAV'). However, the anticipated gross exposure will generally be between 150% and 170% of NAV. The Fund's maximum allowable net equity exposure (long minus short positions) is 100% of NAV.</p> <p>The use of borrowings to take advantage of particular investment opportunities is authorised under the Fund's constitution.</p>

Principles

Disclosure Principle 7: Derivatives

Solaris may use exchange traded derivatives to more efficiently manage the Fund's portfolio and its risks. The use of derivatives may be a more cost-effective way of gaining exposure to a particular asset class or sector as compared to holding a physical asset.

Derivatives used will be covered by cash, physical securities or a combination of both. Derivatives will not be used to leverage the Fund.

Disclosure Principle 8: Short selling

The Fund uses short selling as an investment technique as part of its investment strategy. Short positions are taken on particular stocks where Solaris believes a security is overvalued and it is expected that these stocks will fall in price and underperform the market.

In creating a short position, the Fund will borrow a security from a securities lender and sell it with the intention of repurchasing the security when the price of the security falls.

Short selling may expose the Fund to risks such as short position risk, liquidity risk, and counterparty risk.

Disclosure Principle 9: Withdrawals

When you withdraw, your units will be redeemed based on the exit price for the Business Day on which your withdrawal request is processed.

There may be circumstances where your ability to withdraw from the Fund is restricted. We may suspend withdrawals if we determine that this is in the best interests of all unit holders. If the Fund ceases to be liquid, you will only be able to withdraw if the Responsible Entity makes a withdrawal offer. We are not obliged to make such an offer.

In certain circumstances, the Responsible Entity has the power to close or terminate the Fund and make changes to the Fund including the investment objective, the benchmark, asset classes and asset allocation ranges; in some cases, without prior notice. Materially adverse changes to the disclosure principles and benchmarks or other information in this PDS will be updated via the issue of a supplementary PDS. Other changes will be communicated on our website or in written or electronic form. Upon request, a hard copy of any updated information will be provided without charge.

Disclosure Principle 1: Investment strategy

Investment philosophy

Solaris is a bottom up style neutral Australian equity manager. Solaris believes there are opportunities in both value and growth stocks, therefore their style can be described as 'style neutral' or 'style agnostic'.

Investment strategy

The Fund aims to provide investors with long and short exposure to an actively managed, diversified portfolio of listed Australian securities. The Fund will maintain a net exposure of between 70% - 100%, with a maximum of 40% of short positions.

The Fund will maintain a net exposure of 70% - 100%, with the proceeds from shorting reinvested in preferred long positions in order to enhance returns. The portfolio will typically consist of 40 – 70 long ideas and 20 – 30 short ideas.

The Fund may be suitable for investors with an investment horizon of 5 years or longer and seek capital growth and income via exposure to Australian stocks and are willing to accept the shorter-term fluctuations in price typically associated with such investments.

Investment process

Solaris use fundamental analysis to pick stocks and exploit market inefficiencies in forecasts and valuations. To optimise the conversion of fundamental research into investment portfolios, they empower analysts by combining their analytical role with that of the portfolio manager. This combination ensures the portfolio is constructed purely from the ground up using the knowledge and skill of the people at the analytical 'coal face'. The use of multi portfolio manager/analyst approach also diversifies the decision-making process delivering more consistent out performance together with lower key person risk.

Solaris' style neutral strategy means that there are fewer natural, pre-determined biases. The portfolio is built from the ground up by the analysts who conduct the fundamental research. The result of giving the analysts the empowerment to build the portfolio is a Fund with a diversified decision-making base.

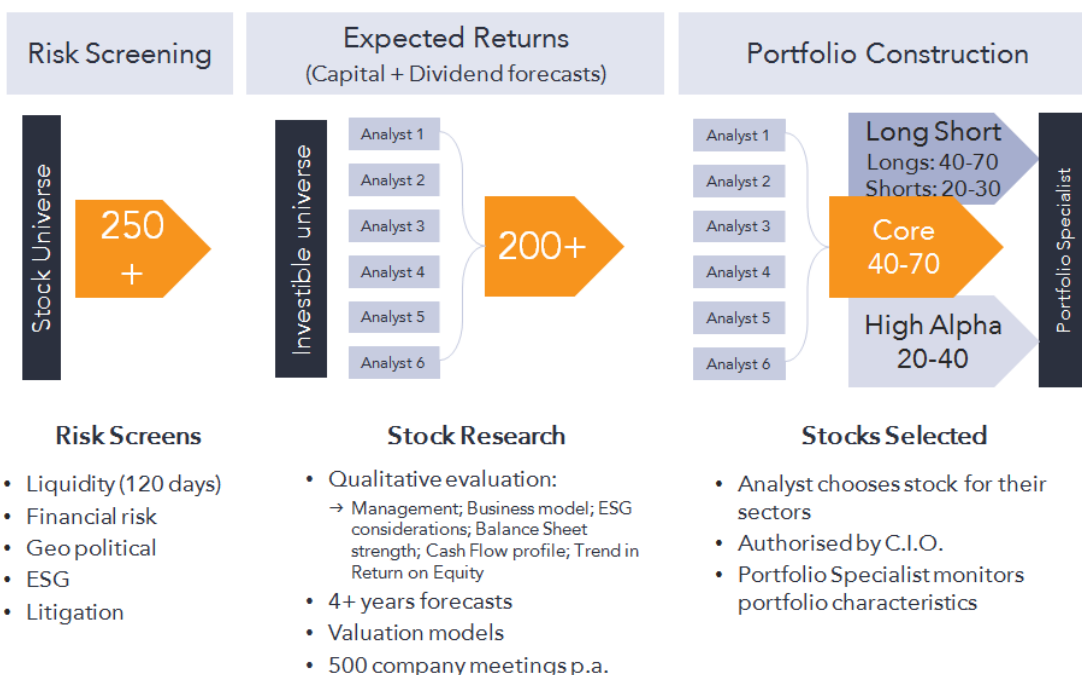
To allow analysts to construct a portfolio in a coordinated way, each analyst inputs forecasts of their companies' total returns (capital plus yield returns) into a centralised database of company's expected returns. Using the market average of these returns as a benchmark, analysts rank and build active company positions based upon each company's relative return ('Excess Return'). The Excess Return is used for portfolio construction purposes, for example determining inclusions, exclusions, or shorts in the portfolio and the portfolio's position size.

Any biases that arise out of the portfolio construction process are monitored closely by the Solaris' Chief Investment Officer and Portfolio Specialists to ensure that they are consistent with the desired risk and return objectives of the Fund.

Stock selection process

The Solaris investment process is broken down into three areas:

- Risk screening
- Company research (Expected Returns generation); and
- Portfolio construction



Risk Screening

The authorised universe of investable securities comprises any companies listed on a recognised Australian stock exchange, essentially starting with the top 300+ companies.

To ensure suitable quality of the companies that Solaris invests in, each analyst initially screens the available investment universe to ascertain its suitability for portfolio inclusion. Companies excluded as long candidates at this stage are considered poor quality due to:

- Liquidity issues
- Financial risk
- Geo-Political risk
- ESG considerations
- Litigation risks

Some companies that are excluded as long investments may still be considered as short candidates. About 250 companies make it through the screening process with approximately 210 researched and modelled in detail by the analysts of Solaris.

Company Research (Expected return generation)

Once past initial risk screening, companies are subject to both qualitative and quantitative assessment. The qualitative assessment forms a key part of the fundamental company research process and is focused on the following areas:

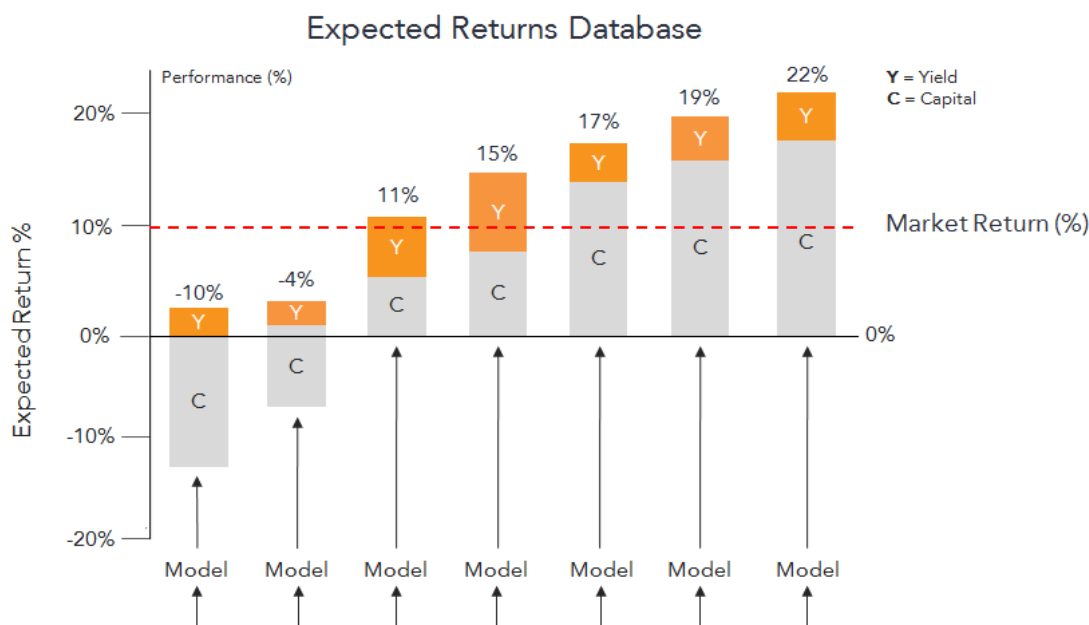
- Management – relevant experience and track record. Solaris is looking for the management history to use as a guide to forecasting their success in this company.
- Business Model – Solaris looks at the ‘franchise strength’ of the business to assess the sustainability and volatility of future earnings, etc.
- Balance Sheet – this provides an important snapshot of the business as it currently exists, plus an insight into how it is positioned for the future.
- ESG – Solaris looks at any Environmental, Social or Governance issues that may represent opportunities for outperformance or whether any unsustainable practices could result in underperformance. Solaris also employs an ESG Analyst who provides the analyst with additional information and research capacity where required.
- Cash flow profile – monitors the cash flows of stocks going forward, removing the effect of accounting / timing issues from forecasts plus provides inputs into a standardised Discounted Cash Flow (‘DCF’) valuation.
- Trend in Return on Equity – this is an important quality to monitor within stocks (i.e. what is the marginal return being generated by each new dollar of capital invested?)

The conclusions drawn by analysts from their qualitative assessment feeds into the appropriate rating applied to each company’s valuation. For the most commonly used valuation technique, DCF, this involves adjusting the beta to incorporate positive or negative factors discovered in the qualitative assessment.

Analysts have access to a standard company model and DCF valuation package. Analysts are empowered to use whichever analysis and valuation methodologies they find most effective for the companies and sectors they manage. As a minimum, analysts are required to forecast four years of earnings and cash flow for each company.

While each analyst is empowered to be innovative in using company specific assumptions when assessing each company, it is essential that any assumptions common to different company valuations are the same. To this end, all models draw their common assumptions (i.e. interest rates, currencies, etc.) from a shared database of assumptions. To avoid top-down overlays influencing the bottom-up portfolio construction process, these assumptions generally reflect market consensus forecasts.

With each company valuation that is generated, a target price and dividend yield one year forward is derived. The difference between the target price and the current share price is called the capital return (%). The sum of the capital return and the expected dividend yield for the next 12 months is used to calculate the Expected Total Return (ETR %) of each stock. The ETRs of all companies are collated in the Expected Returns Database (ERD) and a market-capitalisation weighted-average Market Return (MR) is derived. All analysts' overweight, underweight or short decisions are subsequently guided by each stock's relative return (ETR-MR) called the Excess Return.



Other considerations

Solaris have an extensive database of historical and forecast company and commodity data sourced from brokers. The data is used for:

- comparing Solaris' forecasts of earnings and cash flow to the wider market; and
- providing quantitative research ideas to the analysts.

Portfolio Construction

The main portfolio construction technique that Solaris uses is based on Excess Return. Simply put, if a company has a high excess return, that company will, prima facie, be included in the portfolio and equally a low or negative excess return will see a company excluded from, or shorted, in the portfolio. As a rule of thumb, a +/-10% excess return indicates that a +/-1% over/under weight position should be taken in the relevant company. Subsequent over/under weight sector positions are purely the result of the over/under weight positions of companies within that sector. The analyst is accountable for both the company and sector performance contribution. Specific risk limits govern active position sizes at both the company and sector levels. Orders are initiated and signed off by the responsible analysts before being presented to the CIO (or his delegate) for authorisation.

Ultimately, this creates an extremely disciplined buy/sell regime, whereby as the excess return of a company begins to dissipate, the analyst will reduce the position and vice versa. This way, Solaris can be assured their analysts don't become attached to the investment and remain objective.

Portfolio Risk Management

Portfolio biases including size, sector, or style are formed as a result of the multi analyst/portfolio manager approach. Management of the overall portfolio of the Fund is the responsibility of the CIO assisted by the

Portfolio Specialists. A portfolio analytics process monitors biases and risk factors in the portfolio. Given the multi analyst/portfolio manager approach to selecting companies for the portfolio, risk management becomes extremely important.

Risk is an important component to generating a desirable return outcome. Understanding the amount of risk or lack thereof, where it is, and taking appropriate steps where necessary, is a critical part of the investment process.

Portfolio risk factors measured and analysed include tracking error (+ multi period), active share, sector risk, liquidity, volatility, momentum, Beta, stock risk, style risk (cyclical, defensive, growth, value), size and AUD.

Portfolio fundamentals measured and analysed include:

- Value factors – Price Earnings Ratio, Price to Cash flow, Dividend Yield;
- Growth factors – Earnings growth, Cash flow growth, Dividend Yield growth;
- Other factors – Franking, Interest Cover, Debt/Equity, ROE, ROA.

Portfolio biases and risk factors are calculated and monitored daily by Solaris with a formal meeting to discuss the results scheduled monthly.

Additional risk considerations when implementing a short position is the borrow availability, recall risk, level of short interest and days to cover. These risk factors are calculated and monitored daily.

Labour standards and environmental, social and ethical considerations

Solaris has considered Environmental, Social (including labour standards) and Governance ('ESG') issues as an integral part of its mainstream investment process since its incorporation. In its investment process, rather than assessing whether a company is meeting or failing certain predetermined criteria, Solaris assesses the impact of a company's ESG "behaviour" (ESG issues) on its value and incorporates that in the valuation that drives the investment decision of Solaris. This doesn't necessarily mean Solaris itself is taking a stand on a particular issue but it is assessing the commercial implications of an ESG issue. Solaris believes that companies that are cognisant of the ESG factors facing them may provide investment opportunities, whereas companies that are not, may experience underperformance. Solaris analysts are all experienced investment professionals who have had extensive experience managing "Ethical" portfolios in the past. Solaris also employ an ESG Analyst who provides the analyst with additional information and research capacity.

The conclusions drawn by analysts from their qualitative assessment feeds into the appropriate rating applied to each company's valuation. For the most commonly used valuation technique: DCF, this involves adjusting the beta to incorporate positive or negative factors discovered in the qualitative assessment. Accordingly, conclusions drawn from the assessment of a company's ESG activities may affect that company's rating and its valuation.

Other investment information

You should note that there are risks associated with the Fund's investments, investment strategy and structure. Refer to Section 6 of this PDS for those risks.

Changes in Relation to Investment Objective and Strategy

The Responsible Entity may make changes to the investment objective and strategy. Where these changes are not material, we can make these changes without prior notice to investors. We will inform investors of any material change via Solaris' website at www.solariswealth.com.au or as otherwise required by law.

Disclosure Principle 2: Investment manager

Name and Role	Sector responsibilities	Qualifications	Experience (years)
Sean Martin Joint CIO; Analyst	Insurance; Diversified Financials; Transport	B. Com., ACA Grad Dip App. Fin	23
Will Earnshaw Managing Director; Analyst	Media; Healthcare; Consumer Services	B. Com., B. Econ., CFA, Grad Dip Appl. Fin, ACA	23
Michael Bell Joint CIO; Analyst	Chemicals; Infrastructure & Utilities; Energy; Portfolio Specialist for Core, High Alpha and After-tax	B. Bus., Grad. Dip. App. Fin.	25
Bernard Machen Analyst	Real Estate; Construction Materials; Contractors; Software & Services; Food, Beverage & Tobacco; IT Development/Support	B. Bus. (Computing), Grad. Dip. Appl. Fin.	25
Lorana Szeto Analyst	Metals & Mining; Retail; Food & Staples Retailing	B. Com (Hons), Grad. Dip. App. Fin.	24
Lisa Domagala ESG Analyst	ESG Analyst; Food, Beverage & Tobacco (small companies)	B. Com.	29
Charles Story Analyst	Metals & Mining; Telecommunications; Paper & Packaging; Banks	B. Bus., M. App. Fin.	14
Charles Casey Analyst	Energy (Transport fuels); Steel; Database	B. Com., B. Econ., CFA, Dip Fin Services	12
Damien Keune Portfolio Specialist; Head of Dealing	Execution; Mkt. Information; Risk Analytics; Performance Analytics; Portfolio Specialist for Long Short	B. Bus., Grad. Dip. App. Fin.	18
Gus Roberts Portfolio Specialist; Dealer	Execution; Mkt. Information; Risk Analytics; Performance Analytics; Portfolio Specialist for Long Short	B. Com., Grad. Dip. App. Fin.	14

The Solaris investment team is a stable, experienced team comprised of 9 experienced investment professionals who have an average investment experience of 20 years and have, on average, been with the team for 14 years.

Solaris' analysts are the portfolio managers. In other words, if an analyst decides a stock should go into the portfolio, that analyst becomes responsible for the performance of that investment. Fundamental analysis is optimised by analysts being empowered and rewarded as portfolio managers. Analyst management of the portfolio is the most efficient way to capture identified market inefficiencies because the Solaris analyst is the person most familiar with the stock.

The analysts spend 100% of their time analysing companies that are eligible for inclusion in the Fund.

Management of the overall portfolio of the Fund is the responsibility of the CIO assisted by the Portfolio Specialists. They spend 50% of their time in this capacity.

As at the date of this PDS, there have been no adverse regulatory findings against the Investment Manager, the Responsible Entity or the key individuals involved in the investment decisions of the Fund.

The Responsible Entity may, under the terms of the Investment Management Agreement with Solaris, terminate the agreement with immediate effect at any time by written notice to Solaris if:

- a) a receiver, receiver and manager, administrative receiver or similar person is appointed with respect to the assets and undertakings of Solaris;
- b) Solaris:
 - i. goes into liquidation;
 - ii. ceases to carry on business in relation to its activities as an investment manager;
 - iii. breaches any provision of the agreement, or fails to observe or perform any representation, warranty or undertaking given by Solaris under the agreement and Solaris fails to correct such breach or failure within 20 business days of receiving notice in writing from the Responsible Entity specifying such breach or failure;
- c) Solaris sells or transfers or makes any agreement for the sale or transfer of the main business and undertaking of the Solaris or of a beneficial interest therein;
- d) the Responsible Entity is removed as trustee of the Fund; or
- e) the members of the Fund resolve that Solaris be replaced.

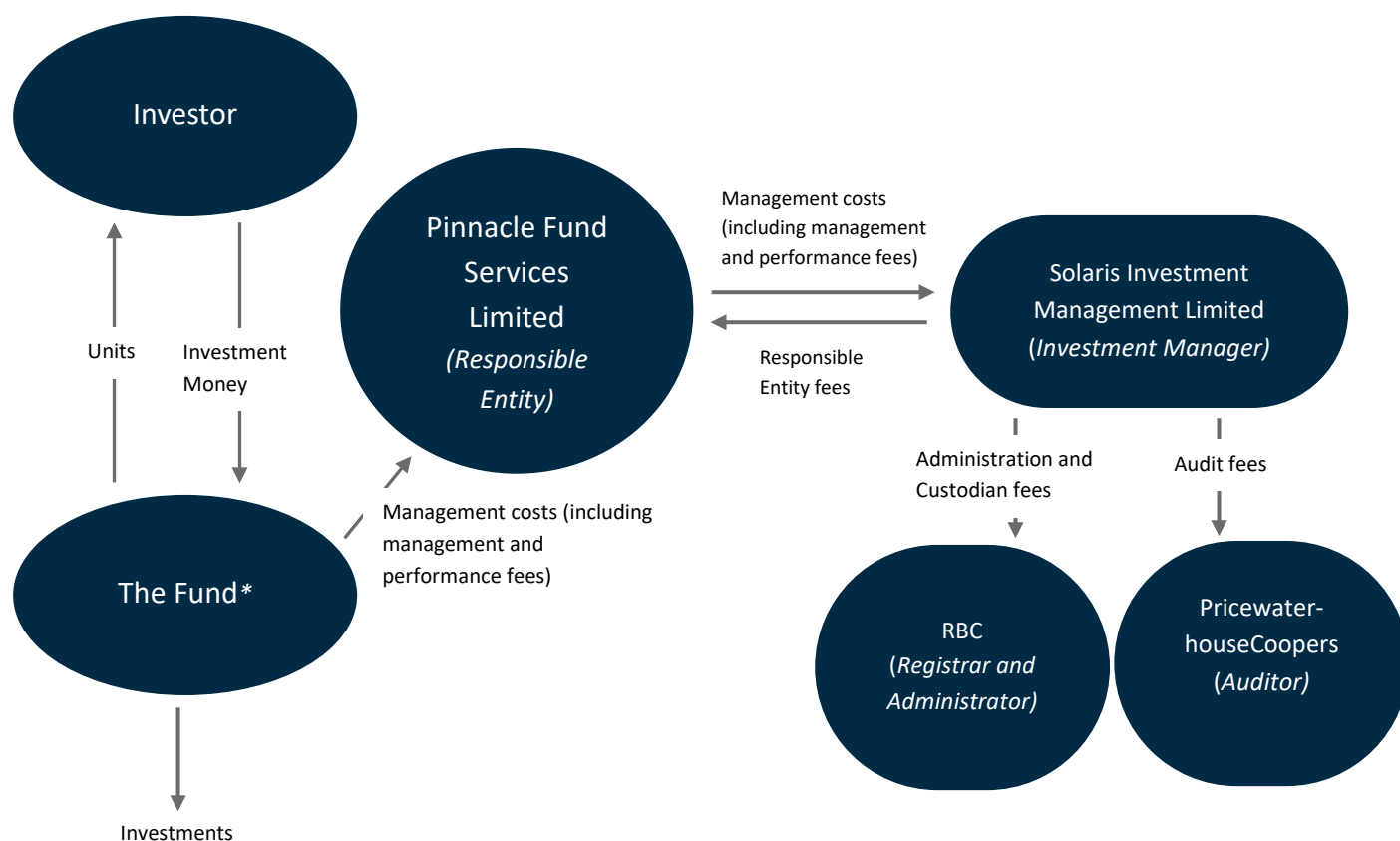
The Investment Management Agreement will also automatically terminate in respect of the Fund if the Fund is wound up.

The Responsible Entity must pay Solaris all fees payable under the Investment Management Agreement up until the date of termination.

Disclosure Principle 3: Fund structure

The Fund is a registered managed investment scheme. When you invest in the Fund, your money will be pooled with that of other investors and you will be issued 'units'. Each unit held in the Fund gives the unit holder a beneficial interest in the Fund as a whole, but not in any particular asset of the Fund. Holding units in the Fund does not give a unit holder the right to participate in the management or operation of the Fund.

Each unit in the Fund offered or issued under this PDS is of equal value and identical rights are attached to all such units. The Fund has other classes of units on issue with different rights to the class offered under this PDS. We are required by the Corporations Act 2001 (Cth) ('Corporations Act') to treat all investors within a class of units equally and investors in different classes fairly. Refer to the diagram below for the flow of investment money through the fund structure.



*Fund monies are held in the Custodian's account.

Fund key service providers

Role	Service provider	Jurisdiction
Investment Manager	Solaris Investment Management Limited ABN 72 128 512 621 AFSL 330505	Australia
Administrator	RBC Investor Services Trust	Australia
Auditor	PricewaterhouseCoopers	Australia

There are no related party relationships between the Responsible Entity and its key service providers. All material arrangements in connection with the Fund are entered into on arm's length terms. The Responsible Entity regularly monitors each key service provider's performance against agreed service standards, as set out in a services agreement.

The Responsible Entity has appointed PricewaterhouseCoopers ('PwC') as the auditor of the Fund.

Fund assets are held in custody by RBC.

All investments are clearly identified as belonging to the Fund or the Responsible Entity and except where permitted by ASIC relief, are segregated from the assets of RBC and the counterparty.

Disclosure Principle 4: Valuation, location and custody of assets

The assets of the Fund are valued by RBC and the Fund's NAV is calculated in accordance with the constitution of the Fund. The value of the Fund will be decreased by the amount of any liability owing by the Fund, such as

distributions to investors, the management costs payable to the Investment Manager, provisions and contingent liabilities.

RBC values Fund assets in accordance with standard market practice and market prices are generally electronically sourced from third party vendors. Where no independent pricing source is available to value an asset, RBC and the Responsible Entity will liaise with each other to determine the value of the asset in accordance with acceptable industry standards.

The custody agreement between the Responsible Entity and RBC sets out (among other things) the nature of the engagement and RBC's obligations (and liability for any breach thereof) including the requirement to exercise reasonable care in carrying out its duties. It also prescribes how instructions will be given, how records are to be kept, notification and reporting requirements, and RBC's obligation to give reasonable access and assistance to PwC and the standards by which RBC's performance will be assessed.

As is standard practice for global investment dealings, RBC may engage third party sub-custodians around the world to transact and hold assets located outside of Australia for the Fund. In this respect, the sub-custodians are not required to comply with Australian laws. RBC monitors its sub-custodians and requires them to exercise reasonable care in carrying out the terms specified in their sub-custodial agreements with RBC.

The following types of assets are held in the Fund within a range of up to 100% of the NAV:

- Securities (including unit trusts) listed or expected to be listed on the Australian Securities Exchange (ASX) or any recognised Australian exchange. In the case of a security expected to be listed, an investment in an entity (for example, a company or trust) which may not be the final entity whose securities become listed but is the vehicle through which there will become an entitlement to the securities expected to be listed;
- Australian cash investments; and,
- Exchange-traded derivatives.

Disclosure Principle 5: Liquidity

As at the date of this PDS, the Responsible Entity reasonably expects that it will be able to realise at least 80% of the Fund's assets, at the value ascribed to those assets in calculating the Fund's most recent net asset value, within 10 days.

The Fund primarily invests in ASX listed equities. Solaris also manages liquidity risk at the company level by performing daily liquidity tests on companies. Solaris is required to maintain adequate cash levels in the Fund for the settlement of trades and to meet withdrawals made during the normal course of business.

You should note that there are risks associated with liquidity. Refer to section 6 of this PDS for those risks.

Disclosure Principle 6: Leverage

The Fund will borrow stock to enable short positions as part of the investment strategy. The Fund will not borrow cash.

Solaris is required to enter into an Australian Master Securities Lending Agreement to borrow stock from security lenders to enable short positions. The security lenders will be either prudentially regulated, a local branch of a global investment bank, or both. Under the agreement, security lenders require collateral equal to the value of all stock borrowed (plus a margin of 10% if using stock). For example, if the Fund borrowed securities worth 40% of the Fund's NAV, it would be required to post stock collateral to the lender worth 44% of the Fund's NAV (40% x 110%).

The Responsible Entity may remove a securities lender or appoint another securities lender in its place at any time without notice to investors. The maximum counterparty exposure in the event of security lender insolvency is 4% of the NAV.

The net exposure to Australian equities will range between 70% - 100% and cash (and equivalents) 0% - 30%. This can be achieved via a maximum long exposure of 140% and a maximum short exposure of 40%, resulting in a maximum gross exposure of 180%.

The maximum net exposure is 100% to Australian equities and cash equivalents.

Example of impact of maximum allowable level of leverage on investment returns and losses

The example below is provided for illustrative purposes only to show the impact that leverage may have on an investment. It does not represent any actual or prospective level of leverage and is not reflective of the expected return outcome of the Fund. The worked example excludes transaction costs and fees.

If every investment held long and short increases in value by 10% the investment is now worth \$110.

\$100 x	140% =	\$140 x	10% =	\$154	
\$100 x	-40% =	-\$40 x	10% =	-\$44	
				<u>\$110</u>	= 10% return

If every investment held long and short decreases in value by 10% the investment is now worth \$90.

\$100 x	140% =	\$140 x	-10% =	\$126	
\$100 x	-40% =	-\$40 x	-10% =	-\$36	
				<u>\$90</u>	= 10% loss

If every investment held long increases in value by 10% and every investment held short decreases in value by 10% the investment is now worth \$118

\$100 x	140% =	\$140 x	10% =	\$154	
\$100 x	-40% =	-\$40 x	-10% =	-\$36	
				<u>\$118</u>	= 18% return

If every investment held long decreases in value by 10% and every investment held short increases in value by 10% the investment is now worth \$82

\$100 x	140% =	\$140 x	-10% =	\$126	
\$100 x	-40% =	-\$40 x	10% =	-\$44	
				<u>\$82</u>	= 18% loss

You should note that there are risks associated with the use of leverage. Refer to Section 6 of this PDS for those risks.

Disclosure Principle 7: Derivatives

Solaris uses derivatives to manage the cash and company exposure in the portfolio. Derivatives used will be covered by cash (delta adjusted), physical securities or a combination of both. Derivatives will not be used to leverage the Fund. For example, futures and forwards may be used to gain exposure when they offer better opportunities to access the underlying security. These, and other derivatives, can be used to implement investment decisions, as a risk management tool (such as managing the effect of interest rates or foreign currency exposure), or to gain, or avoid, exposure to a particular market rather than purchasing physical assets.

The dealing desk is responsible for monitoring exposure and execution of derivatives and all dealing is subject to pre-trade compliance. The dealers are appropriately trained and experienced in the use and execution of derivatives.

Derivatives counterparties are selected based on the following criteria:

- a) an assessment of the background of the counterparty;
- b) where applicable, the counterparty's credit rating; and
- c) any other criteria the Responsible Entity or the Investment Manager deems relevant in the context of the particular counterparty and market conditions.

Any exposures to counterparties generated by over the counter derivatives are managed in accordance with internal guidelines and any relevant regulation. Counterparty risk is generally less for exchange traded derivatives than for over the counter derivatives, though it is still present. If a counterparty defaults, then the Fund could face the risks of having limited recourse to its assets, missing an investment opportunity, or being unable to buy or sell an asset. Solaris evaluates the creditworthiness of its counterparties prior to the Fund entering into a transaction. The counterparties to over the counter derivatives will be global banks.

Refer to section 6 for further details on counterparty risks.

Disclosure Principle 8: Short selling

The Fund is a fundamental style neutral Australian equity long short product. The Fund will maintain a net exposure of 70% - 100%, with the proceeds from shorting (40% maximum) reinvested in preferred long positions in order to enhance returns.

There is a higher risk in creating a short position than creating a long position in relation to a security. In creating a short position, the Fund will borrow a security from a securities lender and sell it with the intention of repurchasing the security when the price of the security falls. If the price of the security rises, a loss is incurred which can be much greater than the price of the security at which it was sold. There is also the risk that the securities lender may recall a security that the Fund has borrowed at any time which means that the Fund may have to buy the security at an unfavourable price to meet its obligations.

Solaris aims to manage short position risk by having strict controls and risk management processes in place as outlined below.

The Fund is restricted to holding no more than 40% of the Fund's NAV in short positions. The purchase of additional shares using proceeds from short selling is limited to a further 40% of the Fund's NAV. This means the total gross exposure is limited to 180% of the Fund's NAV.

When a short position is initiated, it is classified by the analyst into one of three categories: Outright, Funding and Pair. Categorising shorts helps manage portfolio biases. It also assists analysts, the CIO, and Portfolio Specialists maintain a strong buy/ sell discipline as the investment horizon may differ for different categories.

- Outright shorts are expected to fall in price outright. These securities will likely fail the Financial, Geo-political, ESG or Litigation screens. Solaris also believes that they have earnings risk or are simply over valued based on their qualitative evaluation. There is also typically an event that an investment manager is waiting for to close out the short. The investment horizon for outright shorts is much shorter.
- Funding shorts are expected to underperform the conviction longs. These securities may go up in price but not as much as the preferred longs. Solaris believes that they are simply over valued based on their qualitative evaluation and the capital generated from the short can generate better returns in their conviction longs. The investment horizon for funding shorts is much longer.
- Pair shorts are expected to underperform the pair long. These securities are generally in the same industry, usually homogenous and become mispriced relative to each other. Solaris believes that they are simply over/under-valued relative to each other based on their qualitative evaluation. The investment horizon for pairs can vary.

Risk is managed with the following 4 factors in mind: borrow availability, recall risk, level of short interest and days to cover.

Short position sizes are adjusted according to the level of risk associated with each factor in an individual security. In the most extreme example, if a security has limited borrow availability, the lender has classified the stock as high recall risk, it already has a large short interest on the register and would take a considerable amount of time to cover, the short investment will be deemed too risky and not initiated. These risk factors are calculated and monitored daily.

Example of short selling in investment returns

Below is a hypothetical example showing the potential gains and losses from short selling. It does not take into account transaction costs or any other expenses associated with stock trading.

An investor believes that the price of XYZ stock is due to fall, so decides to sell short 100 shares of the company with the aim of benefiting from the price fall. XYZ's current price is \$25.

The investor executes the short-sell order for 100 shares and borrows the shares from a stock lender to immediately sell them on the market. The investor receives a cash inflow of \$2,500 from this transaction.

Two weeks later, the price of XYZ has dropped to \$20. The investor now buys the shares on the market and returns them to the stock lender. In this transaction, the investor has spent \$2,000 to repurchase the shares.

The investor has received \$2,500 and spent only \$2,000, so the profit on the trade is \$500. Alternatively, if, after two weeks, the price of XYZ had risen to \$30, the investor would have had to buy the shares back on the market for a cost of \$3,000 to be able to return them to the lender. In this situation, the investor would have received \$2,500, but spent \$3,000, leaving the investor with a loss of \$500.

Disclosure Principle 9: Withdrawals

When you withdraw, your units will be redeemed based on the exit price for the Business Day on which your withdrawal request is processed. As part of the withdrawal proceeds, unitholders will receive their share of any net income attributable to the units of the Fund for the period of time during which their units were on issue in the relevant distribution period. These proceeds are included in the unit price. Unitholders will also receive their share of the capital value attributable to the units of the Fund on withdrawal.

Withdrawal requests can be made daily and must be received by RBC prior to 12pm (Sydney time) on a Business Day. Withdrawal requests received after that time, or on a non-Business Day, will be treated as being received on the next Business Day.

There is a minimum withdrawal amount of \$5,000. In addition, if your withdrawal request would result in your investment balance being less than \$5,000, we may treat your withdrawal request as being for your entire investment. We will provide investors with advance notice of any compulsory redemption. The minimum balance does not apply to investments through an IDPS.

Electronic transfer of the redemption proceeds can take up to seven Business Days, however it is often completed in a shorter period of time.

There may be circumstances where your ability to withdraw from the Fund is restricted. We will notify unitholders of any material changes to your withdrawal rights (such as a suspension of withdrawal rights) via Solaris's website at www.solariswealth.com.au. In certain circumstances we may suspend withdrawals if we believe this is in the best interests of unitholders. These circumstances include for example, where it is impractical to value the Fund because of an emergency or trading restriction in a country that the Fund invests in, or if the stock exchange on which the investment of the Fund is listed closes.

Under the Corporations Act 2001 (Cth) ('Corporations Act'), the Fund is illiquid if it has less than 80% liquid assets (generally cash and marketable securities). We will not satisfy a withdrawal request (including switches) if the Fund becomes illiquid (as defined under the Corporations Act). If the Fund is illiquid, withdrawals from that Fund will only be possible if we make a withdrawal offer in accordance with the Corporations Act. We are not obliged to make such an offer. However, if we do, you are only able to withdraw your investment in accordance with the terms of a current withdrawal offer. If an insufficient amount of money is available from the assets specified in the withdrawal offer to satisfy withdrawal requests, the requests will be satisfied proportionately amongst those unitholders wishing to withdraw from the Fund.

For information on withdrawal restrictions, refer to 'Delays to withdrawal payments' in Section 8.

6. Risks

Risk profile

Depending on the weighting of investments in particular assets, the Fund will have different earnings and risk profiles.

Generally, the greater the potential return of an investment, the greater the risk of loss. To help understand the correlation between risk and return, investors should refer to the following table where, in the second column various risk categories are defined and the third column shows this correlation of potential return.

Risk Category	Description	Potential Return ¹
Low	For investors who are looking for some growth but are mostly concerned about protecting their capital.	Low
Low-Medium	For investors who are looking for good long-term returns without large ups-and-downs in the short-term. Investors should aim to invest over a medium period.	Low-Medium
Medium-High	For investors who are prepared to take more risk in exchange for potentially higher returns on their investments over the longer term. Investors should be comfortable with volatility and with the possibility of negative returns.	Medium
High	For investors who are willing to take more risk in search of greater returns. Investors should be comfortable with volatility and with the greater possibility of negative returns and should aim to invest over a long period.	High

1. Past performance is no guide to future performance and cannot be relied upon to predict the future value of an investment.

Financial Advice

It is recommended that investors obtain professional advice before making any investment decision. Using the categories outlined above is not a substitute for personal advice or a detailed financial plan. The information provided is only a guide to help investors consider their approach to investing. It is recommended investors speak with an adviser to decide on an investment strategy that is best suited for them.

Risks of Managed Investment Schemes

All investments carry risk. All managed investment schemes carry different types of risk which can have varying impacts on returns. Different strategies can carry different levels of risk, depending on the assets that make up that strategy. Assets with the highest long-term returns may also carry the highest level of risk.

Due to uncertainty in all investments, there can be no assurance that the Fund will achieve its investment objectives. The value of your units at any point in time may be worth less than your original investment even after taking into account the reinvestment of Fund distributions. Future returns may differ from past returns and past performance is not a reliable guide to future performance. Returns are not guaranteed, and you may lose some or all of your money.

None of the Responsible Entity, Pinnacle, Solaris, their directors, associates nor any of their related bodies corporate (as defined in the Corporations Act) guarantee the success of the Fund, the repayment of capital or any particular rate of capital or income return. Investments in the Fund are not guaranteed or underwritten by the Responsible Entity, Pinnacle or Solaris or any other person or party and you may lose some or all of your investment.

Risks can be managed but cannot be completely eliminated. It is important to understand that:

- the value of your investment may go up and down;
- investment returns may vary, and future returns may be different from past returns;
- returns are not guaranteed and there is always the chance that you may lose money on any investment you make; and
- laws affecting your investment may change over time, which may impact the value and returns of your investment.

Some of the key risks that may impact the value of your investment in the Fund are outlined below. You need to consider the level of risk that you are comfortable with, taking into account factors such as your objectives, financial situation and needs.

The Fund will be exposed to risks directly as a managed investment scheme, and indirectly through its investment in the underlying assets. The significant risks for the Fund are:

Collateral risk

The risk of loss arising from collateral that is pledged as security to a counterparty. Risks include the security being forfeited in the event of a default event of an agreement, or the credit risk of the counterparty. In the event the counterparty or clearer becomes insolvent at a time it holds collateral posted by the Fund, the Fund will be an unsecured creditor and will rank behind preferred creditors.

Refer also to 'Counterparty risk'.

Counterparty risk

The Fund relies on external service providers in its normal operation and investment activities. There is a risk with external counterparty and service provider arrangements that the party to a contract (such as a derivatives contract, physical security trade or foreign exchange contract) defaults on, or fails to perform, its contractual obligations (either in whole or in part). This may result in a loss for the Fund, or the investment activities of the Fund being adversely affected.

Derivative risk

The Fund may invest in derivatives as part of its investment strategy. A derivative is an instrument whose value is linked to the value of an underlying asset and can be a highly volatile investment instrument. The derivative itself is a contract between two or more parties based upon the asset or assets. In addition to managing exposure of the Fund, the use of derivatives offers the opportunity for higher gains and can also magnify losses to the Fund.

Risks associated with using derivatives might include the risks associated with the derivative's counterparty, the value of the derivative failing to move in line with expectations or with the value of the underlying asset, potential illiquidity of the derivative, or the derivative's expiration.

Additionally, the use of derivatives may expose the Fund to risks including counterparty default, legal and documentation risk, and the risk of increased sensitivity of the Fund's unit price to underlying market variables through leverage.

Refer also to 'Counterparty risk'.

Equity security risk

The Fund primarily invests in equity securities issued by listed companies. An equity security represents ownership interest held by shareholders in an entity (a company, partnership or trust), realised in the form of shares of capital stock, which includes shares of both common and preferred stock.

A security's share price can rise and fall as a consequence of many factors including, but not limited to, economic conditions, changes in interest rates or currency rates, adverse investor sentiment, management performance, financial leverage, reduced demand for the company's products and services, or factors that affect the company's industry, including changes in regulation or taxation, as well as competitive conditions within the industry. This may result in a loss of value in the portfolio of the Fund and a change in value of your investment.

Equity securities may make payments (regular or irregular) as dividends, and these may fluctuate significantly in their market value with the ups and downs in the economic cycle and the fortunes of the issuing firm.

Gearing and leverage risk

Leverage arises when the Fund takes on long and short positions that are greater in size than the net asset value of the Fund's assets. It involves the use of borrowed funds in the purchase of an asset, to increase the potential return of the investment in the asset, with the expectation that the income from the asset and the asset price appreciation will exceed the borrowing cost.

The Fund will take leveraged positions through the use of derivatives with the aim of increasing returns, however this can also lead to magnifying any losses. While this process forms a key part of the investment strategy, it may mean that gains and losses may be significantly greater than those in a fund that is not leveraged.

Refer also to 'Derivative risk'.

Income risk

The Fund may make payments (regular or irregular) as distributions, depending on the income the Fund receives from underlying assets. These may fluctuate significantly in their value with the ups and downs in the economic cycle and the fortunes of the issuing firm. Additionally, the aggregate effect of holding all assets simultaneously may result in risk due to the losses from other assets.

Investment strategy risk

The success of the Fund depends upon the Investment Manager's ability to develop and implement investment processes and identify investment opportunities that achieve the investment objectives of the Fund. Matters such as the loss of key staff, the investment manager's replacement as investment manager of the Fund, or the investment manager's failure to perform as expected may negatively impact on returns, risks and/or liquidity.

Additionally, the Fund may fail to perform as expected or be able to achieve its stated objectives thereby reducing the value of your investment leading to loss.

Investment structure risk

There are risks associated with investing in a managed investment scheme, such as the Fund. These may involve risks of the Fund's termination, changes to investment strategy or conditions, changes to fees or expenses, or changes to the Fund's operating rules (such as payments or reinvestments of distributions, or additional investments). An investment in the Fund is governed by the terms of the latest constitution and the PDS of the Fund, the Corporations Act 2001 (Cth), and other laws (such as regulatory updates, government policies, or taxation rules). Investing in the Fund result in different performance from holding the underlying assets of the Fund directly, for example because of the aggregate effect of holding all assets simultaneously, or the impact of other investor transactions.

The Fund may also invest in other managed investment schemes or collective investment vehicles ('Underlying Fund'). In addition to the risks for the Fund, these also apply to the Underlying Fund. The Fund may also experience risks the Underlying Fund will face transaction restrictions or liquidity constraints.

Liquidity risk

Under extreme market conditions there is a risk that investments cannot be readily converted into cash or converted at an appropriate price. This may be due to the absence of an established market or as a result of a shortage of buyers. This may result in the Fund being unable to liquidate sufficient assets to meet its obligations (for example payment of withdrawals) within required timeframes, or the Fund it may be required to sell assets at a substantial loss in order to do so.

Additionally, different securities may be less liquid than other securities or pose a higher risk of becoming illiquid during times of market stress. The less liquid the security, the less likely the Fund will be able to transact quickly, and the more difficult it may be to sell the security when the investment managers wishes to do so. Therefore, it may become more challenging to realise the investment manager's perception of fair value.

Market risk

The Fund has exposure to different financial markets. The risk of an investment in the Fund is higher than an investment in a typical bank account investment and the Fund is not expected to behave like a cash investment. Amounts distributed to unitholders may fluctuate, as may the Fund's unit price.

The Fund may be materially affected by market, economic, social and/or political conditions globally and in the jurisdictions and sectors in which it invests or operates. This includes conditions affecting interest rates, the availability of credit, currency exchange and trade barriers. These conditions are outside the control of the Fund and could adversely affect the liquidity and value of the Fund's investments and may reduce the ability of the Fund to liquidate its positions or make attractive new investments.

The unit price may vary by material amounts, even over short periods of time, including during the period between a withdrawal request or application for units being made and the time the withdrawal unit price or application unit price is calculated. While the Fund net exposure to share markets may vary through the use of derivatives. This means the value of the Fund could fall materially in a short period of time and you could lose some or all of your investment.

Regulatory risk

The value of some investments may be adversely affected by changes in Australian government policies, regulations and laws, including tax laws and laws affecting registered managed investment schemes. Changes to regulations can affect the Fund's operation (for example changes to taxation rules can affect the Fund's income payments), disclosure (for example new regulations may require different information be reported or disclosed compared to current information), or investment activities (for example new regulations or tax rules may prohibit or restricts practices or activities the Fund relies on).

Refer also to 'Investment structure risk'.

Risks related to alternative investment strategies

The investment process for the Fund can be characterised as an 'alternative investment strategy'. Alternative investment strategies may be exposed to additional risks when compared to traditional investment strategies, such as long-only equity and fixed income strategies, for example they may:

- display performance characteristics that are not normally associated with more traditional investment strategies;
- display more pronounced reactions to events such as macroeconomic shocks;
- be influenced by events that do not affect more traditional asset classes.
- fail to generate performance in a consistent manner;

- fail to recover at all, or to the same extent as traditional investment strategies, after periods of poor performance; or,
- cease to perform temporarily, or permanently, resulting in an inability to generate positive returns, or to recover prior losses.

Securities borrowing risk

Securities borrowing is the act of borrowing a stock, derivative or other security by the Fund from an investor or firm. Securities borrowing requires the borrower (the Fund) to put up collateral (for example cash, security or a letter of credit). When a security is loaned, the title and the ownership are also transferred to the borrower. In addition to standard equity securities risks, securities borrowing involves the potential for collateral margin calls and increased costs from market volatility.

Securities lending is important to short selling and allows the Fund benefit from holding a security without purchasing it.

Refer also to 'Counterparty risk', 'Equity securities risk', and 'Short selling risk' for further information.

Short selling risk

There is a higher risk in creating a short position than creating a long position in relation to a security. In creating a short position, the Fund will borrow a security from a securities lender and sell it with the intention of repurchasing the security when the price of the security falls.

If the price of the security rises, a loss is incurred which can be much greater than the price of the security at which it was sold.

There is also the risk that the securities lender may recall a security that the Fund has borrowed at any time which means that the Fund may have to buy the security at an unfavourable price to meet its obligations.

Refer also to 'Counterparty risk', 'Equity Securities risk' and 'Securities borrowing risk'.

Unlisted security risk

Unlike equity securities, an unlisted security is a stock or other financial instrument that is not traded on a formal exchange. As they are not exchange traded, unlisted securities can be less liquid than listed securities as there may not be an established market or market participants may not be as accessible. These also may be less transparent than listed securities as they are not regulated by an established exchange.

Refer also to 'Liquidity risk'.

Withdrawal risk

When the Fund is liquid, there may be circumstances where your ability to withdraw from the Fund is restricted. These circumstances may include (but are not limited to):

- market events affect the liquidity or marketability of the Fund's assets;
- the Fund is no longer liquid or cannot meet its liquidity requirements; or
- investor activity has affected the Fund's ability to realise assets at an acceptable price.

If we, as Responsible Entity, determine that this is in the best interests of all unit holders, we may suspend or delay withdrawals and these payments may take longer than the typical timeframe. The timeframe in which we have to meet a withdrawal request is set out in the constitution of the Fund and outlined in Section 8 'Investing in the Fund'.

Where the Fund is not liquid, you may only withdraw when we make an offer to withdraw to all investors, as required by the Corporations Act 2001 (Cth).

For information on withdrawal restrictions, refer to 'Delays to withdrawal payments' in Section 8.

Refer also to 'Investment structure risk', 'Liquidity risk', and 'Market risk'.

7. How the Fund works

How the Fund is valued

All assets within the Fund are usually valued every Business Day. More frequent valuations are permitted under the constitution and we may revalue the Fund's assets more or less frequently if it is considered appropriate or in certain circumstances.

The Gross Asset Value ('GAV') of the Fund equals the market value of the assets. The Net Asset Value ('NAV') of the Fund attributable to the units is obtained by deducting any liabilities (for example fees and costs) from the GAV attributable to the units.

Unit prices

A unit price is calculated for every Business Day, which is equal to the value of the Fund's net assets attributable to the units divided by the number of units. Generally, the unit price changes daily as the market value of the Fund's assets rises or falls.

The Responsible Entity uses independent pricing services provided by the Fund's Administrator, RBC, for the valuation of the Fund's assets, which is generally calculated on a daily basis. Listed investments are marked to market. Unlisted investments are valued at withdrawal price or at the Investment Manager's discretion. Unit prices may be viewed on the Investment Manager's website, www.solariswealth.com.au. Unit prices are based on the NAV of the Fund including provision for income and expenses, which have accrued, and an adjustment for a transaction cost factor (see 'Buy/Sell Spread' in Section 10 'Fees and Costs'). A copy of documents outlining the unit pricing methodologies and practices, including information about the circumstances, where the Responsible Entity may exercise discretion in determining a unit price and the value of Fund assets is available on request, at no charge, by calling the Responsible Entity on 1300 010 311.

Impact of investing just before the end of a distribution period

After a distribution is paid, the unit price usually falls by an amount similar to that of the distribution per unit. This means that if you invest just before a distribution, the unit price may already include income that you would be entitled to receive at the distribution date. Consequently, by investing just before a distribution, you may have some of your capital returned as income through the distribution payment.

This could affect your taxation position and we recommend you seek professional taxation advice.

Unit pricing policy

The Responsible Entity complies with ASIC Class Order 13/655 as it relates to unit pricing requirements and has adopted a compliant policy for unit pricing discretions it uses in relation to the Fund ('Unit Pricing Policy'). Additional documents may be prepared for this purpose from time to time. This document may be revised or updated to reflect changes in the Fund constitution or the pricing policies of the Responsible Entity. The Unit Pricing Policy and discretions exercised by the Responsible Entity are available from us, at no charge, upon request.

Income distributions

How you receive income from your investment

Income (such as interest, dividends and realised capital gains) from investments in the Fund will be paid to you via income distributions. Distributions are payable half-yearly, subject to the Fund having sufficient distributable income.

Distributable income takes into account income received from the investment activities of the Fund less any expenses charged to the Fund, as well as net capital gains made due to trading in the assets of the Fund. Revenue losses are not able to be distributed.

Capital gains are generally not distributed until the end (or shortly thereafter) of the period ending 30 June each year. Any net capital losses are carried forward to be offset against capital gains in future income periods.

Distribution reinvestment

Distributions will be automatically re-invested unless you advise otherwise.

The distribution reinvestment price is the unit price at the end of the distribution period (without the applicable buy spread) less the distribution per unit payable. All units allotted as part of the distribution reinvestment will rank equally in all respects with existing units in the same class. At the time the distribution reinvestment price is set, all information that would, or would be likely to, have a material adverse effect on the realisable price of the units will be publicly available.

Investors may elect to have their distributions paid as cash any time by notifying us or the Fund's Administrator. The change will apply from the date of receipt, as long as it is at least 10 days prior to a distribution date, or such future date as nominated by you.

The Responsible Entity may cancel or suspend distribution reinvestments or modify the terms by which distribution reinvestments are permitted.

Different classes

As permitted under the constitution, we may issue more than one class of units in the Fund, with different applicable fees and other different conditions of issue. For information relating to other unit classes, please contact us.

Operational governance

The Fund's operation is governed by its constitution and the Corporations Act 2001 (Cth), with other Relevant Laws.

The Fund's constitution

The constitution contains the rules relating to a number of operational issues and practices, including rights, responsibilities and duties of the Responsible Entity and unitholders in the Fund, some of which are outlined in further detail in this document.

Copies of the Fund's constitution can be provided on request. Please contact us on 1300 010 311 for further details.

The Fund's compliance plan

The Fund's compliance plan outlines how we aim to ensure compliance with the Fund's constitution, the Corporations Act 2001 (Cth) and other relevant laws.

As a registered managed investment scheme, the Fund's compliance plan has been lodged with the Australian Securities and Investments Commission ('ASIC').

Appointed third parties

The Responsible Entity may appoint third parties to assist with the operational management or governance of the Fund. Unless specifically stated, these third parties have no independent discretion with respect to investment management of Fund's assets.

8. Investing in the Fund

Applications

Making an application

Direct investors

A copy of the Application Form can be obtained on the Fund's website at www.solariswealth.com.au, or by contacting us on 1300 010 311 or by email service@pinnacleinvestment.com. You can also invest in this Fund via the online application form.

To invest, complete the Application Form (including the provision of other documentation required for identification purposes) and return it, via post, with your initial investment to the Fund Administrator.

Applications received, verified and accepted by RBC prior to 12pm (Sydney time) on a Business Day will generally be processed using the unit price for that day. For applications accepted after 12pm (Sydney time) or on a non-Business Day, generally the next Business Day's unit price will apply.

We reserve the right not to accept (wholly or in part) any application for any reason or without reason. If we refuse to accept an application, any monies received from you will be returned to you without interest.

Indirect investors

Investors and prospective investors may also access the Fund indirectly. This PDS has been authorised for use by operators through an Investor Directed Portfolio Service ('IDPS') or master trust. An IDPS is an investment and reporting service offered by an operator.

People who invest through an IDPS, master trust or wrap account are indirect investors. Such indirect investors do not acquire the rights of a unitholder of the Fund. Rather, it is the operator or custodian of the IDPS or master trust that acquires those rights. Therefore, indirect investors do not receive income distributions or reports directly from us, do not have the right to attend meetings of unit holders and do not have cooling off rights. Indirect investors should not complete the Fund's Application Form. The rights of indirect investors are set out in the disclosure document for the IDPS or master trust. If you are investing through an IDPS or a master trust, enquiries should be made directly to the IDPS operator or the trustee of the master trust. Any changes to investor details must also be made through the IDPS operator.

Additional information about investing

For an application to be valid the Application Form must be completed correctly, must comply with the designated minimum investment amounts, and be appropriately signed by the applicant(s). However, the Responsible Entity may, at its discretion, accept amounts less than the minimum initial investment amounts. We will not be able to process your application if the Application Form is incomplete or incorrectly completed, or we are not satisfied that we have received the necessary proof of identification requirements to meet our obligations under the Anti-Money Laundering and Counter-Terrorism Financing Act 2006 (Cth) and associated rules and regulations ('AML/CTF Law').

Incomplete applications

If, for any reason, we are unable to process your application the application monies will be held by us in a non-interest-bearing trust account for up to 30 days (while we endeavour to verify your identification information or obtain any necessary outstanding information) after which we will return the application monies to you. No

interest is received on application monies, including monies for additional investments, and no interest will be paid to you if for any reason your application cannot be accepted.

Effect of the Application Form

In addition to the acknowledgments contained in the declaration on the Application Form, by completing and signing the Application Form, the investor:

- a) agrees to be bound by the provisions of the Fund constitution;
- b) acknowledges having read and understood the PDS located at www.solariswealth.com.au;
- c) authorises the provision of information relating to the investor's account to the named financial adviser, and any other person authorised by that adviser, from time to time;
- d) authorises the use of the TFN information provided on the Application Form in respect of the investor's Fund account;
- e) acknowledges that neither the Responsible Entity, its respective holding companies and officers, nor the Investment Manager and its respective officers and holding companies, guarantees the capital invested by investors or the performance of the specific investments of the Fund;
- f) acknowledges that the provision of the product available through the PDS should not be taken as the giving of investment advice by the Investment Manager or the Responsible Entity, as they are not aware of the investor's investment objectives, financial position or particular needs;
- g) acknowledges that the investor is responsible for ensuring that the information on the Application Form is complete and correct;
- h) acknowledges that neither the Responsible Entity nor its agents are responsible where a loss may be suffered as a result of the investor providing incorrect or incomplete information;
- i) agrees that the Responsible Entity may:
 - i. require the investor to provide any additional documentation or other information and perform any acts to enable compliance with the AML/CTF Law, FATCA, CRS or any other law;
 - ii. at its absolute discretion and without notice to the investor, take any action it considers appropriate including blocking or delaying transactions on the investor's account or refuse to provide services to the investor to comply with the AML/CTF Law or any other law; and
 - iii. in its absolute discretion and without notice to the investor report any, or any proposed, transaction or activity to anybody authorised to accept such reports relating to actual or suspected contraventions of the AML/CTF Law or any other law; and
- j) acknowledges that the Responsible Entity is required to collect the investor's personal information under the Corporations Act and the AML/CTF Law and agrees that information provided may be used as detailed in the PDS and the Responsible Entity's Privacy Policy.

Electronic offer document

The application form may only be distributed when accompanied by a complete and unaltered copy of the PDS. The application form contains a declaration that the investor has personally received the complete and unaltered PDS prior to completing the application form.

The Responsible Entity will not accept a completed application form if it has reason to believe that the applicant has not received a complete paper copy or electronic copy of the PDS or if it has reason to believe the application form or electronic copy of the PDS has been altered or tampered with in any way. Whilst the Responsible Entity believes that it is extremely unlikely that, during the period of the PDS, the electronic version of the PDS will be tampered with or altered in any way, the Responsible Entity cannot give any absolute assurance that this will not occur.

Any investor who is concerned with the validity or integrity of an electronic copy of the PDS should immediately request for a paper copy of the PDS directly from the Responsible Entity.

Withdrawals

Making a withdrawal

You can decrease your investment in the Fund by redeeming units at any time. The Responsible Entity endeavours to effect payment of withdrawals within 7 days of processing your withdrawal request, however, this timeframe is not guaranteed and there may be occasions when timeframes are significantly longer. Under the Fund's constitution, we have 21 days to satisfy a redemption request. We will not satisfy a withdrawal request if the Fund becomes illiquid (as defined under the Corporations Act. In certain circumstances, such as if there is a freeze on withdrawals, the Responsible Entity may delay payment of your withdrawal proceeds.

In addition to their share of the capital value of the Fund, and as part of the withdrawal proceeds, unit holders will receive their share of any net income of the Fund (corresponding to the unit class, the period of time during which their units were on issue, and the relevant distribution period) . These proceeds are included in the applicable withdrawal unit price and will be treated as capital.

Direct investors

Direct withdrawal requests can be made daily, and must be received, verified and accepted by RBC prior to 12pm (Sydney time) on a Business Day. Withdrawal requests received after that time, or on a non-Business Day, will be treated as being received on the next Business Day. Electronic transfer of the withdrawal proceeds can take up to 7 Business Days, however it will often be completed in a shorter period of time.

There is a minimum withdrawal amount of \$5,000 or less at the discretion of the Responsible Entity. In addition, if your withdrawal request would result in your investment balance being less than \$5,000, we may treat your withdrawal request as being for your entire investment. We will provide investors with advance notice of any compulsory withdrawals. Alternatively, we may return your withdrawal request to you unprocessed.

Please note that we only make payments to your nominated bank or financial institution account. No third-party payments will be allowed. There may be circumstances, as permitted under the Fund constitution and Corporations Act, where your ability to withdraw from the Fund is restricted. The following text contains further information on restrictions on withdrawals.

Indirect investors

Indirect investors should not complete the Fund's withdrawal form. If you are investing through an IDPS or a master trust, enquiries should be made directly to the IDPS operator or the trustee of the master trust. The minimum balance does not apply to investments through an IDPS.

Delay to withdrawal payments

The Responsible Entity endeavours to effect payment of withdrawals within 7 days of receiving a valid withdrawal request; however, this timeframe is not guaranteed and there may be occasions when timeframes are significantly longer.

Under the Fund's constitution, the Responsible Entity may suspend withdrawal payments under certain circumstances for such period as it considers appropriate. This is likely to not exceed more than 30 days. These circumstances include, but are not limited to:

- we reasonably estimate that we must sell 5% or more of all the Fund's assets to meet outstanding withdrawal requests;

- total outstanding withdrawal requests require us to realise a significant amount of the Fund's assets, which may affect remaining unitholders (for example by creating an expense or tax burden);
- we reasonably consider it to be in the interests of unitholders to do so; or
- the law otherwise permits

Any withdrawal requests received during a period where withdrawals have been suspended, or for which a unit price has not been calculated or confirmed prior to the commencement of a period of suspension, will be deemed to have been received immediately after the end of the suspension period.

If the Fund becomes illiquid

We may delay or suspend a withdrawal request where we are unable to realise certain assets due to circumstances outside our control, such as when there is restricted or suspended trading in assets held by the Fund, or where the Fund becomes non-liquid as defined by the Corporations Act.

The Fund will be non-liquid under the Corporations Act if it has less than 80% of liquid assets (generally cash and marketable securities). If the Fund is non-liquid, withdrawals from the Fund may only be possible if we make a withdrawal offer in accordance with the Corporations Act. We are not obliged to make such an offer. However, if we do you will only be able to withdraw your investment in accordance with the terms of a current withdrawal offer. If an insufficient amount of money is available from the assets specified in the withdrawal offer to satisfy all withdrawal requests, the requests will be satisfied proportionately among those unitholders wishing to withdraw from the Fund.

Other transactions

Switches

Direct investors may switch from the Fund to another fund managed by Solaris and operated by us at any time. A switch operates as a withdrawal of units in one fund and the investment of units in the other fund and therefore may have taxation implications. Please contact a licensed financial or taxation adviser for further information.

There is no switching fee applicable as at the date of this document. However, a buy and/or sell spread or a contribution fee may apply (where applicable) to the relevant fund(s) at the time of the switch. Before making a decision to switch, you should read the relevant PDS located at www.solariswealth.com.au.

Transferring ownership

You can generally transfer some or all of your investment to another person, although we are not obliged to process a transfer that does not meet prescribed criteria. Transfers may be subject to tax or other relevant regulations, and we recommend you acquire financial advice before making a decision regarding transferring your units.

Changes and delays to permitted transactions

We can vary the minimum investment amounts for the Fund at any time and can also change the transaction cut-off time. The Responsible Entity has the right to refuse applications or withdrawals for any reason.

Where we consider it to be in the interests of unitholders, we may suspend application or withdrawal requests. Any application or withdrawal request received during a period where transactions have been suspended, or for which a unit price has not been calculated or confirmed prior to the commencement of a period of suspension, will be deemed to have been received immediately after the end of the suspension period.

Transaction cut off times

Generally, transaction requests for direct investors can be made every Business Day, and must be received, verified and accepted by RBC prior to 12pm (Sydney time) on a Business Day. Requests received after that time, or on a non-Business Day, will be treated as being received on the next Business Day.

Indirect investors may be subject to earlier transaction cut-off times. Indirect investors should contact their IDPS operator for transaction cut-off time information.

Cooling-off

If you are a retail client (as defined in the Corporations Act) investing directly in the Fund, a cooling-off period is permitted for a period of time following a purchase, when the purchaser may choose to cancel a purchase, for any reason, and obtain a full refund.

If you wish to exercise the cooling off rights, investors have a 14-day cooling-off period in which to decide if the investment is right for you. The 14-day cooling-off period commences on the earlier of the end of the fifth Business Day after we issue the units to you or from the date you receive confirmation of your application.

If you exercise your cooling-off rights, we will return your money to you and no fees will apply. However, the repayment of your investment under the cooling-off right is subject to market adjustment (both positive or negative) during the period in which the investment has been held. Where appropriate, administration costs may also be deducted. Therefore, there may be tax implications for you.

Cooling-off rights do not apply to wholesale clients (as defined in the Corporations Act). A cooling-off period does not apply to the operator of an IDPS or trustee of a master trust, or other wholesale clients (as defined under the Corporations Act), or where units have been issued as a result of an additional investment, switch or distribution reinvestment plan.

Complaints

The Responsible Entity has in place a procedure for handling all complaints. All complaints should be made by contacting us:

Complaints Resolution Officer

Pinnacle Fund Services Limited

PO Box R1313

Royal Exchange NSW 1225

Email: complaints@pinnacleinvestment.com

Telephone: 1300 010 311

All complaints received will be acknowledged in writing. The Responsible Entity will act in good faith to ensure your complaint is investigated and resolved. If your issue has not been satisfactorily resolved within 45 days, you can lodge a complaint with the Australian Financial Complaints Authority ('AFCA'). They will be able to advise whether they can assist you in this matter. If you are contacting AFCA please quote the Responsible Entity's membership number (10252).

The contact details for AFCA are:

Australian Financial Complaints Authority

GPO Box 3

Melbourne VIC 3001

Email: info@afca.org.au

Telephone: 1800 931 678 (free call)

Website: www.afca.org.au

The Australian Financial Complaints Authority is a fair and independent body whose decisions are binding on the Responsible Entity. The dispute resolution process described in this PDS is only available in Australia.

If you are an indirect investor, you may either contact your IDPS operator or us with complaints relating to the Fund. Complaints regarding the operation of your account with the IDPS should be directed to the IDPS operator. If you have first raised a complaint with your IDPS operator and are not happy with how the complaint has been handled, you should raise that with the IDPS operator or the IDPS operator's external dispute resolution service.

9. How we keep you informed

Statements and reports

For the most up to date information on your investment visit www.solariswealth.com.au.

At the Investment Manager's website, you can:

- access the PDS documents and the annual financial reports for the Fund;
- download Fund forms which includes the Application Form and other standard administration forms;
- monitor unit prices, investment performance and changes to the Fund; and,
- read the latest views and opinions of the Investment Manager's investment team.

Annual updated include the Fund's:

- actual allocation by asset type;
- liquidity profile of portfolio assets;
- maturity profile of the portfolio liabilities (if applicable);
- leverage ratio;
- derivative counterparties engaged;
- monthly or annual investment returns over at least a 5-year period (or since inception); and,
- changes to key service providers (and related party status), if applicable.

By making an application to acquire a unit, you agree to receive certain communications and disclosures in relation the Fund and units in digital form.

Confirmation statement

A statement of confirmation will be sent to you for your initial investment, as well as any additional investments and withdrawals within 3 days of processing via your preferred method of communication.

Transaction statement

You will receive a transaction statement on a half-yearly basis. The transaction statement will provide you with the total value of your investment as at the end of that period, including any switches, withdrawals, investments and distributions received.

Annual taxation statement

After making any distribution for the final distribution period (ending 30 June) each year, an annual taxation statement will be posted to the address on your account.

Distribution statement

A distribution statement will be sent to you in the month following the end of a distribution period, detailing your income distribution and current balance.

Financial report

The annual financial report for the Fund you are invested in, detailing the financial performance of the Fund for the financial year ending 30 June, can be downloaded from www.solariswealth.com.au and will be available by 30 September each year.

Continuous disclosure

The Responsible Entity will comply with the continuous disclosure requirements for disclosing entities under the Corporations Act where the Fund is a disclosing entity.

This means that the Fund will be subject to regular reporting and disclosure obligations and copies of documents the Responsible Entity lodges with ASIC for the Fund may be obtained from or inspected at an ASIC office.

Upon request, and at no charge, the Responsible Entity will also send you copies of:

- The most recent annual financial report for the Fund lodged with ASIC.
- Any half year financial reports for the Fund lodged with ASIC after the lodgment of the most recent annual financial report and before the date of the relevant PDS.
- Any continuous disclosure notices given by the Fund after the lodgment of that annual report and before the date of the PDS.

Also, we will comply with our continuous disclosure obligations for the Fund by publishing material information on the Fund's website.

10. Fees and costs

Consumer Advisory Warning

DID YOU KNOW?

Small differences in both investment performance and fees and costs can have a substantial impact on your long-term returns.

For example, total annual fees and costs of 2% of your fund balance rather than 1% could reduce your final return by up to 20% over a 30-year period (for example, reduce it from \$100,000 to \$80,000). You should consider whether features such as superior investment performance or the provision of better member services justify higher fees and costs. You may be able to negotiate to pay lower contribution fees and management costs where applicable. Ask the Fund (being the Responsible Entity) or your financial adviser.

TO FIND OUT MORE

If you would like to find out more or see the impact of the fees based on your own circumstances, the Australian Securities and Investments Commission ('ASIC') website (www.moneysmart.gov.au) has a managed funds fee calculator to help you check out different fee options.

Overview of fees and costs

This section provides summary information about the main fees and costs that you may be charged for the Fund. The fees and costs charged by the Fund may be deducted from your account, from the returns on your investment or from the Fund's assets as a whole.

This table shows fees and other costs that you may be charged. These fees and costs may be deducted from your money, from the returns on your investment or from the assets of the Fund as a whole. Refer to information in relation to 'Taxation' in Section 11.

Type of fee or cost	Amount	How and when paid
Fees when your money moves in or out of the Fund^{1,2}		
Establishment fee The fee to open your investment.	Nil	Not applicable
Contribution fee The fee on each amount contributed to your investment.	Nil	Not applicable
Withdrawal fee The fee on each amount you take out of your investment.	Nil	Not applicable
Exit fee The fee to close your investment.	Nil	Not applicable
Management costs^{1,3}		
The fees and costs for managing your investment. Such fees and costs are calculated in accordance with enhanced fee disclosure regulations.	Management fee of 0.99% p.a. plus Performance fee of 15% of the Fund's outperformance (net of management fees) relative to its Benchmark return ⁴ ,	Management fee The management fee is calculated on the net asset value of the Fund. It is reflected in the daily unit price and payable monthly in arrears from the Fund. Performance fee The performance fee is calculated and accrued each Business Day and is reflected in the daily unit price. The performance fee is

Type of fee or cost	Amount	How and when paid
	multiplied by the NAV of the Fund plus Indirect costs ⁵ of 0.00% p.a.	payable half-yearly as at 31 December and 30 June, if applicable. Indirect costs The indirect costs calculated are based on the total costs incurred by the Fund as a percentage of the Fund's NAV. These are reflected in the daily unit price. Extraordinary expenses are paid from Fund assets as and when incurred.
Service fees^{1,2}		
Switching fee		
The fee for changing investment options.	Nil	Not applicable

- Fees are inclusive of GST and net of any applicable Reduced Input Tax Credits ('RITC').
- When money moves in or out of the Fund, you may incur a buy/sell spread which is included in the unit price of the Fund. Refer to 'Buy/Sell spread' below for more information.
- Fees and costs may be negotiated for certain investors such as wholesale clients (as defined in the Corporations Act), depending on factors such as the amount invested. Refer to 'Differential fee arrangements' below for further information about negotiable fees.
- The Fund's benchmark is the S&P/ASX200 Accumulation Index. Refer to 'Performance fees' information below for further information.
- Indirect costs refer to the costs of obtaining exposures through interposed vehicles or over-the-counter derivatives (excluding over-the counter derivatives used for hedging or risk management purposes) incurred by the Fund.

Example of annual fees and costs for the Fund

This table gives an example of how the fees and costs for the Fund can affect your investment over a one (1) year period. You should use this table to compare this product with other managed investment products.

Example of fee or cost	Amount	Balance of \$50,000 with a contribution of \$5,000 during the year
Contribution fees PLUS	Nil	For every additional \$5,000 you put in, you will be charged \$0.
Management costs	1.11% p.a., being management fee of 0.99% p.a. plus estimated performance fee of 0.12% ¹ p.a. plus estimated indirect costs of 0.00% p.a.	For every \$50,000 you have in the Fund you will be charged \$553 each year comprising a management fee of \$495 plus a performance fee of \$0 plus indirect costs of \$0.
EQUALS		
Cost of Fund		If you had an investment of \$50,000 at the beginning of the year and you put in an additional \$5,000 ² during the year, you will be charged a fee of \$553. What it costs you will depend on the investment option you choose and the fees you negotiate.

- The example includes a performance fee estimate of 0.12% which is the actual performance fee amount for the Fund for the previous financial year. However, the actual performance fee payable (if any) will depend on the performance of the Fund and the performance fee estimate provided may not be a reliable indicator of future performance fees of the Fund.
- The example assumes management costs are calculated on a balance of \$50,000 with the \$5,000 contribution occurring at the end of the first year. Therefore, management costs are calculated using the \$50,000 balance only. Additional fees may apply, including a buy/sell spread (refer to further information below).

WARNING: Additional fees may be paid to a financial adviser or broker if one is consulted. You should contact your financial or your broker for information on the fees that may be payable to them.

Additional explanation of fees and costs

Management costs

The management costs, in relation to the Fund, are generally the administration and investment fees and costs (excluding transaction costs) of the Fund.

These costs include (where relevant):

- Responsible Entity fees;
- administration costs;
- safekeeping fees;
- audit costs;
- borrowing costs; and,
- legal costs.

The Investment Manager pays management costs out of the fees it receives. Therefore, for this Fund, the management fee, performance fee (if any), and indirect costs will typically reflect the total management costs.

Performance fees

Depending on how well the Fund performs, the Investment Manager may be entitled to receive a performance fee which is payable by the Fund.

The performance fee is equal to 15% of the Fund's outperformance (net of management fees) relative to its Benchmark return, multiplied by the NAV of the Fund. The performance fee is calculated and accrued each Business Day. The Benchmark used for calculating the performance fee is the S&P/ASX200 Accumulation Index. If the Benchmark ceases to be published, we will nominate an equivalent replacement index.

The performance fee is calculated each Business Day and may be positive or negative. If the performance fee is positive, the amount is incorporated in the Fund's unit price. If the performance fee is negative, the negative amount will be carried forward.

The performance fee amount payable by the Fund is equal to the total daily performance fee accrual for each half-year period, ending 31 December and 30 June.

The Investment Manager will only be paid the performance fee if the Fund's net daily performance fee accrual is positive. That is, any previous negative performance fee accruals generated when the Fund underperformed the benchmark have been recovered.

Performance fee calculation worked example

The worked example in the following table is shown only for the purpose of illustrating how the performance fee may be calculated for two unrelated days only and assumes there are no applications or withdrawals made during each day. The daily performance fee accrual is actually calculated as the day's opening NAV excluding the performance fee accrual plus any applications, minus any withdrawals (both assumed to be nil in the examples), multiplied by the Fund's daily out or underperformance of the Benchmark, multiplied by 15% (performance fee rate). The day's performance fee accrual is then added to the performance fee accrual balance (carried over from the previous day) to give the total performance fee for the period. The actual performance in the ordinary course of business, the unit price, the Benchmark, and the hurdles may all fluctuate during the period.

It is also important to note the below table is not an indication of the expected or future performance of the Fund, and that actual performance may differ materially from that used in the following worked example.

Fee Components	Example A (Fund outperforms benchmark)	Example B (Fund underperforms benchmark)
Performance fee rate	15%	15%
Opening NAV excluding performance fee accrual	\$10,000,000	\$20,000,000
Fund daily return	0.10%	-0.25%
Benchmark daily return	0.05%	0.70%
Daily out/underperformance of Benchmark	0.05%	-0.95%
Performance fee accrual (carried over from previous day)	\$20,000	\$75,000
Daily performance fee accrual ¹	\$750	-\$38,000
Total performance fee accrual	\$20,750	\$46,500

If the performance fee accrual was positive on the last day of the performance period, a performance fee would be payable equal to the performance fee accrual (includes the net effect of GST and RITC).

Performance fees vary from year to year according to the Fund's actual performance and can be zero in any financial year. Past performance is not a reliable indicator of future performance. In particular, the performance fee payable (if any) will depend on the performance of the Fund and previous performance fees and may not be a reliable indicator of future performance fees of the Fund.

Indirect Costs

Indirect costs form part of management costs and include fees and expenses arising from any investment which qualifies as an interposed vehicle (e.g. any underlying fund that the Fund may invest in) and certain OTC derivative costs, where relevant. The Fund's indirect costs are estimated to be 0.00%, which is the actual indirect costs amount for the Fund for the previous financial year. The actual indirect costs payable (if any) will depend on the investments of the Fund and the indirect costs estimate provided may not be a reliable indicator of future indirect costs of the Fund.

Extraordinary expenses

In general, the management fees, performance fees (when accrued), and indirect costs are all that will be charged. However, under certain circumstances, extraordinary expenses may be paid directly by the Fund. Extraordinary expenses are not of an ongoing nature. Examples of this type of expense include:

- convening of a unitholders' meeting;
- termination of the Fund;
- amending the Fund constitution;
- defending or bringing of litigation proceedings; and
- replacement of the Responsible Entity.

Buy/sell spread

The buy/sell spread represents the estimated transaction costs incurred when buying or selling underlying assets in the Fund. When you invest or withdraw from the Fund, this may require changes in the underlying assets that incur transaction costs. The purpose of the buy/sell spread is to ensure that only those investors transacting in a Fund's units at a particular time bear the Fund's costs of buying and selling the Fund's assets as a consequence of their transaction.

The buy/sell spread is an additional cost but, as it is included in the unit price, it is not charged to you separately. The combined buy and sell spread is the difference between the entry price and the exit price of the units. The buy/sell spread is determined by the Responsible Entity to take into account the costs incurred when buying and

selling the underlying securities in the Fund such as brokerage and stamp duty (if applicable). As at the date of this PDS, the estimated buy/sell spread added on buying or deducted on selling is +0.30% / -0.30% of the unit price. For example, assuming the Fund's unit price is \$1, an application of \$50,000 in the Fund will cost the investor \$150, and a withdrawal of \$50,000 from the Fund will cost the investor \$150.

From time to time, we may vary the buy/sell spread. Any revised spread will be applied uniformly to transacting investors while that spread applies. In circumstances where the Responsible Entity determines that unitholders of the Fund are not being treated equitably (for example, withdrawals in stressed and dislocated markets), the buy/sell spread may be higher than our estimate.

The Responsible Entity has discretion to waive or reduce the buy/sell spread where the Fund incurs no costs, or reduced costs. Investors will be provided with notification of any changes to the buy/sell spread via Solaris's website at www.solariswealth.com.au.

Total transactional and operational costs

Transactional and operational costs associated with dealing with the Fund's assets will be recovered from the Fund. Transactional and operational costs, other than any buy/sell spread, may include brokerage, settlement fees, clearing costs and applicable stamp duty, when underlying assets are bought or sold. In accordance with the Corporations Regulations, an estimate of transactional and operational costs for the Fund is provided below. These estimated costs are based on the actual indirect costs amount for the Fund for the previous financial year.

The Responsible Entity, as at the date of this PDS, reasonably estimates that the net transactional and operational costs of the Fund for the current financial year (adjusted to reflect a 12-month period), will be approximately 0.00% p.a. of the Fund's NAV or \$0 for every \$50,000 you have in the Fund. These net transactional and operational costs represent estimated total transactional and operational costs (to the extent they can be estimated) of 0.57% p.a. minus the estimated transaction costs recovered through the Fund's combined buy and sell spreads. These net transactional and operational costs are borne by the Fund. These costs are in addition to the management costs set out above.

The actual transactional and operational costs payable (if any) will depend on the investments of the Fund and the transactional and operational costs estimate provided may not be a reliable indicator of future transactional and operational costs of the Fund.

Transactional and operational costs are paid out of the assets of the Fund and are not paid to Solaris.

Securities borrowing costs

The securities borrowing costs are paid to the securities lender out of the Fund's assets. The securities borrowing costs are calculated each day based on the value of the short positions held by the Fund.

The percentage of NAV that may be held in short positions for the Fund is limited to 0.4. It is reasonably expected that 32% of the NAV may be held short at a borrowing rate of 0.40% per annum. Therefore, the securities borrowing costs that may be paid by the Fund is estimated to be \$64 on a \$50,000 holding (0.13% per annum). However, short positions and borrowing rates may vary over time.

Incidental fees and costs

Standard government fees, duties and bank charges may also apply to your investments and withdrawals, including dishonour fees and conversion costs.

Adviser commissions

We do not pay commissions to financial advisers.

Fees for indirect investors (additional master trust or wrap account fees)

Indirect investors must also refer to the fees and costs payable for the IDPS, master trust or wrap account they are investing through. The IDPS operator will be the registered holder of the units and may charge you fees that are different or in addition to the Fund's fees detailed in this section. You should refer to the offer document for the relevant IDPS, master trust or wrap account for more information.

Differential fee arrangements

The management costs of the Fund may be negotiated with persons who qualify as wholesale clients within the meaning of the Corporations Act, such as sophisticated or professional investors. In negotiating such fees, we will take into consideration our obligations under the Corporations Act. Such arrangements will be by individual negotiation and will be disclosed separately to relevant clients. Please contact us on 1300 010 311 for further details.

Changes to fees and other costs

We reserve the right to change fees and other costs, subject to any limitations under the Fund constitution and applicable law. We will give investors 30 days' notice prior to increase in any fees.

The Investment Manager pays costs out of the management fees received. The Fund constitution provides for various fees which we do not currently recover from the Fund.

For more information on fees and costs

If you would like to better understand how our fee structure may impact your investment in the Fund, we recommend that you speak to your financial adviser or visit the ASIC website at www.moneysmart.gov.au where a fee calculator is available to help you compare the fees of different managed investment products.

11. Taxation

WARNING: Investing in a registered managed investment scheme may have tax consequences. You are strongly advised to seek professional tax advice.

The taxation implications of investing in the Fund can be complex and depend on a number of factors, including whether you are a resident or non-resident of Australia for taxation purposes and whether you hold the units on capital account or revenue account.

The following tax comments have been prepared on the assumption that:

- the investor holds the units on capital account as a long-term investment;
- the Fund qualifies as an attribution managed investment trust ('AMIT') within the meaning of Section 276-10 of the Income Tax Assessment Act 1997 and the Responsible Entity of the Fund elects to apply the AMIT regime to the Fund; and
- the Fund has made an irrevocable "capital election" to apply the Capital Gains Tax ('CGT') provisions pursuant to Section 275-115 of the Income Tax Assessment Act 1997.

Income of the Fund

The Fund has been established as an Australian resident unit trust. In accordance with the AMIT provisions, the Fund is required to determine its taxable income for the financial year. The Fund then attributes amounts of taxable income, exempt income, non-assessable non-exempt income, tax offsets and credits (referred to as "characters") to investors on a fair and reasonable basis in accordance with their interests. Investors will be provided with an AMIT Member Annual ("AMMA") Statement for tax purposes after 30 June each year to assist the investor in determining their tax position. The AMMA Statement will advise all amounts attributed to an investor by the Fund for inclusion in their income tax returns. The AMMA statements will also advise the character of the income, and any cost-base adjustments. Generally, no Australian income tax will be payable by the Responsible Entity of the Fund where investors are attributed with all taxable characters of the Fund each year.

The Fund's investments and activities are likely to give rise to income, dividends, capital gains and losses. Further detail in respect of the Australian tax treatment of these income/gains and losses at the Fund level is provided below.

In normal circumstances, you should expect the Fund to derive income and/or capital gains each year.

Franking credits

The Fund may derive franking credits from the receipt of franked dividends. These franking credits will be attributed to investors if certain conditions are met. One of these conditions is that the 45-day holding period rule has been satisfied by the Fund.

Tax losses

In the case where the Fund makes a loss for tax purposes, the Fund cannot distribute the loss to investors. However, subject to the Fund meeting certain conditions, the Fund may be able to take into account the losses in subsequent years.

Taxation of Financial Arrangements (TOFA) rules

Financial arrangements directly held by the Fund (for example debt securities and hedging arrangements) may be subject to the TOFA rules. Under the TOFA rules, gains and losses on financial arrangements are generally

assessable for tax purposes on an accruals basis (where the gains/losses are sufficiently certain) or realisation basis, unless a specific TOFA elective methodology is adopted. The TOFA rules will also treat relevant gains and losses in relation to financial arrangements as being on revenue account.

Taxation of Australian resident investors

Investors are generally subject to tax on their share of the taxable characters attributed to them by the Fund each year. Investors are treated as having derived their share of the taxable characters of the Fund directly on a flow through basis.

The way in which investors are taxed will depend on the underlying nature of each character they receive (for example, franked dividends to which franking credits may attach, capital gains, foreign income to which foreign income tax offsets may attach, or interest income).

The AMMA Statement, provided to investors after 30 June each year, will outline the amounts attributed to you by the Fund and the nature of those amounts (i.e. the characters of the total amount attributed), including any foreign income tax offsets and franking credit entitlements.

Capital gains

To the extent that an investor is attributed with characters of a capital gain nature, investors will include the capital gain in their net capital gain calculation. Certain investors may be entitled to apply the relevant Capital Gains Tax ('CGT') discount to work out the net capital gain to include in their assessable income (refer further comments below).

Franking credits

If franking credits are attributed to investors by the Fund, investors must include the franked dividend income and franking credits in their assessable income.

Certain requirements, including the 45-day holding period rule, may need to be satisfied in order to obtain franking credits in relation to dividends. The investor's particular circumstances will be relevant to determine whether the investor is entitled to any franking credits, in respect of franked dividends. A tax offset equal to the franking credits will be applied against the tax otherwise payable by investors on their total assessable income, subject to the investor satisfying specific conditions. Corporate investors may be entitled to convert any excess franking credits into tax losses. Certain other investors may obtain a refund of any excess franking credits.

Under and overstatements of taxable income

If the Responsible Entity discovers understatements or overstatements of taxable income and tax offsets in prior years, the Responsible Entity has the ability under the AMIT regime to deal with these understatements and overstatements in the financial year in which they are discovered or to carry these forward to be dealt with in a future income year. That is, the distribution statements in the discovery year (or future year) may be adjusted to take into account these understatements or overstatements from a prior financial year, rather than re-issuing amended distribution statements for the prior financial year to which the understatements or overstatements relate to.

The amount of attributed income from the Fund which the investor is required to include in their assessable income may be different to the cash distributions received by an investor in respect of their units. This is because the distributions received on the units is determined by reference to the returns received in respect of the Fund, whereas the attributable income of the Fund is determined by reference to the overall tax position of that Fund.

An investor may be required to make, in certain circumstances, both upward and downward adjustments to the cost or cost base of their unit holdings, where there is a difference between the cash amount distributed by the Fund and the taxable characters attributed by the Fund to investors for any income year.

If the amount of cash received exceeds the taxable characters attributed by the Fund, the cost or cost base of the investor's units in the Fund should be reduced by the excess amount. This results in either an increased capital gain, or a reduced capital loss, upon the subsequent disposal of the investor's units in the Fund. Should the cost base be reduced to below zero, the amount in excess of the cost base should be treated as a capital gain that is to be included in the investor's assessable income.

Conversely, where the cash amount received falls short of the taxable characters attributed by the Fund during a financial year, the cost or cost base of the investor's units in the Fund should be increased by the shortfall amount.

Withdrawals from the Fund and disposal of units

Withdrawal or disposal of a unit in the Fund is the disposal or cancellation of a CGT asset by an investor and a CGT event for tax purposes. To the extent that the proceeds exceed the cost base on the unit, you will make a capital gain. However, if the proceeds are less than your reduced cost base, you will make a capital loss. Generally, a capital loss can only be used to offset against capital gains derived in the current or a future tax year.

An individual, trust or complying superannuation entity or a life insurance company that holds their units as a complying superannuation/FHSA asset may be able to claim the benefit of the CGT discount if they have held the units for over 12 months. A corporate investor cannot claim the benefit of the CGT discount. Gains and losses realised by an investor who holds their units on revenue account will be taxable as ordinary income or an allowable deduction, as the case may be, and will not qualify for the CGT discount.

It is important to highlight that on 8 May 2018 the Australian Government announced an integrity measure to prevent Managed Investment Trusts (MITs) and AMITs from applying the CGT discount at the trust level. As part of the Mid-Year Economic and Fiscal Outlook 2018-2019, the Government revised the proposed start date for this regime to apply from 1 July 2020. It is noted that at the present date, legislation to introduce this new measure has not yet been released. In this regard, it is recommended that any investors which are MITs or AMITs seek independent professional taxation advice in relation to the status of this proposed measure before investing in the Fund.

Non-resident individual unitholders

The above taxation summary is only for investors who are residents of Australia for tax purposes. The tax treatment of non-resident investors in the Fund depends on the investor's particular circumstances and the provisions of the relevant Double Tax Agreement between Australia and the country of residence. It is important that non-resident investors seek independent professional taxation advice before investing in the Fund.

The Fund may be required to withhold tax on part, or all, of the distributions made to non-resident investors.

Goods and Services Tax ('GST')

Unless otherwise stated, the fees quoted in this PDS are inclusive of the net effect of GST and Reduced Input Tax Credits ('RITC').

Tax File Numbers and Australian Business Numbers

You are not required to quote your Tax File Number ('TFN') or, if you have one, an Australian Business Number ('ABN')¹ or claim an exemption from providing a TFN.

However, if a TFN or ABN is not provided, or an exemption is not claimed, we are required by law to withhold tax from distributions at the top marginal tax rate plus the Medicare Levy. If you are making this investment on behalf of a business or enterprise you carry on, you may quote your ABN instead of a TFN.

Tax reforms

The expected tax implications of investing in the Fund may change as a result of changes in the taxation laws and interpretation of them by the Courts and/or the Australian Tax Office.

It is recommended that investors obtain independent taxation advice that takes into account your specific circumstances regarding investing in the Fund and the potential application of any changes in the tax law.

Foreign Account Tax Compliance Act ('FATCA') and OECD Common Reporting Standard ('CRS')

Tax evasion is a global problem and international cooperation and sharing of high quality, predictable information between revenue authorities will help them ensure compliance with local tax laws. FATCA was enacted by the United States (U.S.) Congress to improve compliance with U.S. tax laws by imposing due diligence and reporting obligations on foreign financial institutions, notably the obligation to report U.S. citizen or U.S. tax-resident account holders to the U.S. Internal Revenue Service ('IRS').

Similar to FATCA, the CRS for the automatic exchange of information, is a single global standard for the collection and reporting to tax authorities of information by financial institutions on non-Australian residents.

Accordingly, we may request certain information about yourself (for individual investors) or your controlling persons (where you are an entity) in order for the Fund to comply with its FATCA or CRS obligations. In the event that the Fund suffers any amount of withholding tax (including FATCA withholding tax) and/or penalties, neither the Fund nor the Responsible Entity acting on behalf of the Fund, will be required to compensate you for any such tax, except in exceptional circumstances.

¹ Under AML/CTF law, disclosure of an ABN is required for those individual investors who are a sole trader.

12. Privacy

When investors apply to invest in the Fund, they acknowledge and agree that:

- a) they are required to provide the Responsible Entity with certain personal information to facilitate their application; and
- b) the Responsible Entity may be required to disclose their information to:
 - i. third parties carrying out functions on behalf of the Responsible Entity on a confidential basis;
 - ii. third parties if that disclosure is required by or to the extent permitted by law;
 - iii. related entities to the Responsible Entity, whether in Australia or any overseas jurisdiction; and,
 - iv. government or regulatory bodies (such as the Australian Taxation Office) when required by law.

If you have nominated an authorised representative or financial adviser for your investment, we may also provide information to them on their request.

All personal information will be collected, used and stored by the Responsible Entity in accordance with our Privacy Policy, a copy of which is available on request. We will use your information for the purpose of marketing products issued by us and our related entities. To ensure that the personal information we retain about you is accurate, complete and up to date, please contact us, if any of your details change. You can unsubscribe from marketing communications from us at any time by contacting us.

If you choose not to disclose requested personal information, we may not be able to process your application or tell you about other investment opportunities.

Collecting and using your information

We will only collect personal information that is reasonably necessary for one or more of our functions or required or authorised by law. Generally, this means we collect information for the following purposes:

- to process your application;
- to administer your investment and provide you with reports;
- to monitor and improve the quality of service provided to you; and
- to comply with regulatory or legal requirements, including the Corporations Act, the Proceeds of Crime Act, the Financial Transaction Reports Act, the AML/CTF Law, FATCA and OECD Common Reporting Standard.

We also ask you for some personal details so that we, and our related companies, can keep in touch with you and tell you on an ongoing basis about our other products and services that could be useful to you. We may do this by telephone, electronic messages (e.g. email) and other means. Please contact us if you do not wish your details to be used for marketing purposes.

We may gather information about you from a third party. These include credit agencies, financial advisers, fund managers or intermediaries and spouses. We may also collect details of your interactions with us and our products and services (including from our records of any telephone and email interactions).

If you provide someone else's personal information to us, you must ensure that they first agree on the basis of this privacy section.

Accessing and correcting your details

You can access, correct or update any personal information we hold about you, subject to some exceptions allowed by law, by contacting 1300 010 311. We may charge a reasonable fee for access to your personal information.

What happens if you don't provide information

If, for any reason, you don't provide all necessary information this may have implications for your account. For example:

- we may not be able to action transaction requests (additional application or withdrawal requests) until all required information has been provided;
- we may need to notify the Australian Tax Office or international tax offices, or apply the highest marginal tax rate to any payments made to your accounts; or
- other possible consequences.

Disclosing your information

We may exchange your personal information with your adviser, authorised representative, Power of Attorney and any other third parties if you request or provide consent to us. In addition, we may exchange personal information about you in the following circumstances:

- you consent to the disclosure;
- such disclosure is to your joint investor (if any);
- such disclosure is to companies that provide services to us, to our related bodies corporate (as defined in the Corporations Act), to the Fund, or on our behalf (and our related bodies corporate may also exchange personal information with these companies) - for example administration, custody, investment management, technology, identity verification, auditing, registry, mailing or printing services. These service providers may be located outside Australia (for example in Canada, Malaysia, Luxembourg, Hong Kong, the United Kingdom or elsewhere), where your personal information may not receive the same level of protection as that afforded under Australian law;
- where required or authorised by law, which may include disclosures to the Australian Taxation Office and other Government or regulatory bodies; or
- such disclosure is to organisations related to us such as Pinnacle Investment Management Limited and its related bodies corporate, whether in Australia or any overseas jurisdiction.

13. Additional Information

Consents

Solaris and RBC have consented to be named in this PDS in the form and context in which it is named and, as at the date of this PDS, have not withdrawn their consent. Solaris consents to the inclusion of statements about its investment strategy statements about the extent to which it takes labour standards and environmental, social and ethical considerations into account in making investment decisions, information about its investment team, and statements about when Solaris will effect short selling, leverage or derivatives strategies (where relevant). Solaris and RBC have not authorised or caused the issue of any part of this PDS and takes no responsibility for any part of this PDS other than the inclusion of the statements referred to above.

Appointment of authorised representative

A person appointed as your authorised representative is authorised by you to:

- apply for units in the Fund and sign all documents necessary for this purpose;
- make requests to redeem all or some of your units (Note: withdrawals processed as directed by the authorised representative fully discharges our withdrawal obligations to you); and
- make written requests for information regarding your units.

The Responsible Entity may act on the sole instructions of the authorised representative until the Responsible Entity is notified that the appointment of the authorised representative is terminated.

You can cancel your appointment of the authorised representative by giving the Responsible Entity 14 days prior notice. Termination of an appointment does not prejudice the following statement. By appointing an authorised representative, you agree to release, discharge and indemnify the Responsible Entity from and against any loss, expense, action, claims or other liability which may be suffered by you or brought against the Responsible Entity for any actions or omissions by you or your authorised representative, whether authorised or not by you or your authorised representative. Any request for information by an authorised representative will be responded to in writing only. Such written responses will be sent to the authorised representative's email/fax/residential address nominated on the Authorised Representative Form.

If an authorised representative is a partnership or a company, any one of the partners or any director of the company is each individually deemed to have the powers of the authorised representative. It is sufficient for the Responsible Entity to show that it had reasonable grounds for belief that an action was taken or a request given by or for an authorised representative, when determining whether an action or request was taken or given by the authorised representative.

Indirect investors

Investors and prospective investors may also access the Fund indirectly. This PDS has been authorised for use by operators through an Investor Directed Portfolio Service ('IDPS') or master trust. An IDPS is an investment and reporting service offered by an operator. People who invest through an IDPS, master trust or wrap account are indirect investors. Such indirect investors do not acquire the rights of a unit holder of the Fund. Rather, it is the operator or custodian of the IDPS or master trust that acquires those rights. Therefore, indirect investors do not receive income distributions or reports directly from us, do not have the right to attend meetings of unit holders and do not have cooling off rights. Indirect investors should not complete the Fund's application form. The rights of indirect investors are set out in the disclosure document for the IDPS or master trust. If you are investing

through an IDPS or a master trust, enquiries should be made directly to the IDPS operator or the trustee of the master trust.

All changes to an account for an indirect investor, including but not limited to the switches, changes of details, additional investment and redemption requests must be processed through the IDPS, master trust or wrap account provider.

14. Defined terms

Term	Definition
ABN	Australian Business Number.
Administrator	the appointed administrator of the Fund is RBC Investor Services Trust.
AFSL	an Australian financial services licence issued by ASIC.
AMIT	attribution managed investment trust.
AML/CTF Law	our obligations under the Anti-Money Laundering and Counter-Terrorism Financing Act 2006 (Cth) and associated rules and regulations.
Application Form	the application form for the Fund.
ASIC	Australian Securities & Investments Commission.
Business Day	a day which is not a Saturday, Sunday or public holiday in New South Wales, Australia.
Buy/Sell Spread	the difference between the entry and exit price for a Fund, relating to transaction costs. It is a set, average percentage amount paid by investors when they transact.
CGT	Capital Gains Tax.
Corporations Act	the Corporations Act 2001 (Cth) and Corporations Regulations 2001.
CRS	OECD Common Reporting Standards.
Custodian	the appointed custodian of the Fund is RBC Investor Services Trust.
FATCA	Foreign Account Tax Compliance Act.
Fund	Solaris Australian Equity Long Short Fund ARSN 618 962 995.
Fund Forms	the Solaris Fund Forms which incorporates all the necessary forms required for changing your details, applying to, or redeeming from Solaris Funds.
Gross Asset Value (GAV)	the market value of a Fund's assets determined in accordance with the constitution and applicable accounting standards.
Illiquid	that a Fund has liquid assets that amount to less than 80% of the Fund's assets having regard to Section 601KA of the Corporations Act.
Initial investment	an Investor's initial investment which requires the opening of a new Fund account.
Investment Manager	Solaris Investment Management Limited ABN 72 128 512 621 AFSL 330505.
Investor Directed Portfolio Service ('IDPS')	or IDPS-like scheme or a nominee or custody service (collectively referred to as master trusts or wrap accounts), refers to a service that allows a person to access the Fund indirectly.
Liquid	that a Fund has liquid assets that amount to at least 80% of the Fund's assets having regard to Section 601KA of the Corporations Act.
Net Asset Value (NAV)	the total value of the Fund's underlying investment portfolio, less any fees, charges, expenses and other liabilities accrued by the Fund, but excludes unitholder liabilities.
PDS	Hedge Fund PDS for the Fund.
Personal Information	information or an opinion (including information or an opinion forming part of a database) whether true or not, and whether recorded in a material form or not, about an individual whose identity is apparent, or can reasonably be ascertained, from the information or opinion, which is collected or held by Pinnacle.
Pinnacle Fund Services Limited	Pinnacle Fund Services Limited ABN 29 082 494 362.
Related Body Corporate	as that term is define in Section 9 of the Corporations Act.

Term	Definition
Relevant Law	<p>any requirement of the Corporations Act, the Australian Securities and Investments Commission Act 2001 (Cth), the Superannuation Industry (Supervision) Act 1993 (Cth), the Income Tax Assessment Act 1936 (Cth), the Income Tax Assessment Act 1997 (Cth), the Superannuation Prudential Standards issues by APRA from time to time, the Anti-Money Laundering and Counter Terrorism Financing Act 2006 (Cth) and any other present or future law of the Commonwealth of Australia or any State or Territory with which the Responsible Entity, Solaris, or the governing rules of the Fund must satisfy in order:</p> <ol style="list-style-type: none"> 1. to secure imposition at a concessional rate of any income tax which, in the opinion of the Responsible Entity, is or may become payable in connection with the Fund; or, 2. for the Responsible Entity or Solaris to avoid a relevant penalty, detriment or disadvantage.
Responsible Entity	Pinnacle Fund Services Limited ABN 29 082 494 362.
RITC	Reduced Input Tax Credits.
Solaris	Solaris Investment Management Limited ABN 72 128 512 621 AFSL 330505.
TFN	Tax File Number.
The US Securities Act	US Securities Act of 1933, as amended.
Unit Pricing Policy	a compliant policy adopted by the Responsible Entity for unit pricing discretions it uses in relation to the Fund.
US Persons	<p>U.S. Person, as defined in Regulation S of the U.S. Securities Act 1933, include:</p> <ul style="list-style-type: none"> • any natural person resident in the United States; • any partnership or corporation organised or incorporated under the laws of the United States; • any estate of which any executor or administrator is a US Person; • any trust of which any trustee is a US Person; • any agency or branch of a foreign entity located in the United States; • any non-discretionary account or similar account (other than an estate or trust) held by a dealer or other fiduciary for the benefit or account of a US Person; • any discretionary account or similar account (other than an estate or trust) held by a dealer or other fiduciary organised, incorporated, or (if an individual) resident in the United States; or • any partnership or corporation if organised or incorporated under the laws of any foreign jurisdiction and formed by a US person principally for the purpose of investing in securities not registered under the US Securities Act of 1933, as amended ('the Act'), unless it is organised or incorporated, and owned, by accredited investors (as defined in Rule 501(a) of Regulation D under the Act) who are not natural persons, estates or trusts.
Withdrawal Request	the form that must be completed when making a withdrawal of your investment from the Fund.